

**CAPITAL IMPROVEMENT PROGRAM**

**Balearic Community Center Asphalt Surfacing**

**Type:** Parks  
**Department:** Public Works  
**Category:** 5 - Asset Condition, Annual Recurring Costs  
**Project Status:** New Project

**Item No.:** 12  
**CIP Project No.:** 202407  
**District No.:** 1

**Project Description:** This project is to improve the blacktop at the Balearic Community Center, including the relocation of the basketball with new basketball standards, installation of pickleball courts, court surfacing and striping, and other potential recreational surfaces.

**Project Justification:** The surface of the basketball courts at Balearic needs improvements. This project will enhance the existing and provide additional elements requested by the community.


Expenditure Breakdown	2022-23 and Prior	Proposed 2023-24	2024-25	2025-26	2026-27	2027-28	Future	Total
Land acquisition		\$ -	\$ -	\$ -	\$ -	\$ -	\$ -	\$ -
Design, permits		\$ -	\$ -	\$ -	\$ -	\$ -	\$ -	\$ -
Construction		\$ 150,000	\$ -	\$ -	\$ -	\$ -	\$ -	\$ 150,000
Contingency		\$ -	\$ -	\$ -	\$ -	\$ -	\$ -	\$ -
Other		\$ -	\$ -	\$ -	\$ -	\$ -	\$ -	\$ -
<b>Total Estimated Costs</b>	\$ -	\$ 150,000	\$ -	\$ -	\$ -	\$ -	\$ -	\$ 150,000

Funding Sources	2022-23 and Prior	Proposed 2023-24	2024-25	2025-26	2026-27	2027-28	Future	Total
Capital Improvement Fund		\$ 150,000	\$ -	\$ -	\$ -	\$ -	\$ -	\$ 150,000
		\$ -	\$ -	\$ -	\$ -	\$ -	\$ -	\$ -
		\$ -	\$ -	\$ -	\$ -	\$ -	\$ -	\$ -
		\$ -	\$ -	\$ -	\$ -	\$ -	\$ -	\$ -
<b>Total Funding Sources</b>	\$ -	\$ 150,000	\$ -	\$ -	\$ -	\$ -	\$ -	\$ 150,000

**Funds Expended to Date:** \$ -      **Total Estimated Project Cost:** \$ 150,000

**Location:** Balearic Community Center      **Maintenance Cost Impact Description:** None  
**Annual Cost Impact:** \$ -

**Project Account (Account-Fund-Org-Program-Project):**  
 500000-401-19500-40111-202407



# CAPITAL IMPROVEMENT PROGRAM

## Brentwood Park Improvements

**Item No.** 13

**Type** Parks  
**Department:** Public Works

**CIP Project No.** 700142  
**District No.** 6

**Category:** 4 - Master Plan, General Plan

**Project Status:** Existing Project

**Project Description:** Improve playground equipment, perform grading, concrete replacement, sidewalk repairs/replacement, and ADA accessibility.

**Project Justification:** Brentwood Park is a 2.6 acre park on the east side of Costa Mesa located in the heart of a residential neighborhood. The playground equipment needs to be replaced and expanded to accommodate the number of park visitors, including an area for younger children. In addition, this project will improve ADA access to the playground area and other park amenities.

Expenditure Breakdown	2022-23 and Prior	Proposed 2023-24	2024-25	2025-26	2026-27	2027-28	Future	Total
Land acquisition		\$ -	\$ -	\$ -	\$ -	\$ -	\$ -	\$ -
Design, permits	\$ 50,000	\$ -	\$ -	\$ -	\$ -	\$ -	\$ -	\$ 50,000
Construction	\$ 200,000	\$ 400,000			\$ -	\$ -	\$ -	\$ 600,000
Contingency		\$ -	\$ -	\$ -	\$ -	\$ -	\$ -	\$ -
Other		\$ -	\$ -	\$ -	\$ -	\$ -	\$ -	\$ -
		\$ -	\$ -	\$ -	\$ -	\$ -	\$ -	\$ -
		\$ -	\$ -	\$ -	\$ -	\$ -	\$ -	\$ -
<b>Total Estimated Costs</b>	<b>\$ 250,000</b>	<b>\$ 400,000</b>	<b>\$ -</b>	<b>\$ -</b>	<b>\$ -</b>	<b>\$ -</b>	<b>\$ -</b>	<b>\$ 650,000</b>

Funding Sources	2022-23 and Prior	Proposed 2023-24	2024-25	2025-26	2026-27	2027-28	Future	Total
Park Development Fees Fund		\$ 400,000	\$ -	\$ -	\$ -	\$ -	\$ -	\$ 400,000
Capital Improvement Fund	\$ 250,000				\$ -	\$ -	\$ -	\$ 250,000
		\$ -	\$ -	\$ -	\$ -	\$ -	\$ -	\$ -
		\$ -	\$ -	\$ -	\$ -	\$ -	\$ -	\$ -
<b>Total Funding Sources</b>	<b>\$ 250,000</b>	<b>\$ 400,000</b>	<b>\$ -</b>	<b>\$ -</b>	<b>\$ -</b>	<b>\$ -</b>	<b>\$ -</b>	<b>\$ 650,000</b>

**Funds Expended to Date:** \$ -      **Total Estimated Project Cost:** \$ 650,000

**Location:** Brentwood Park

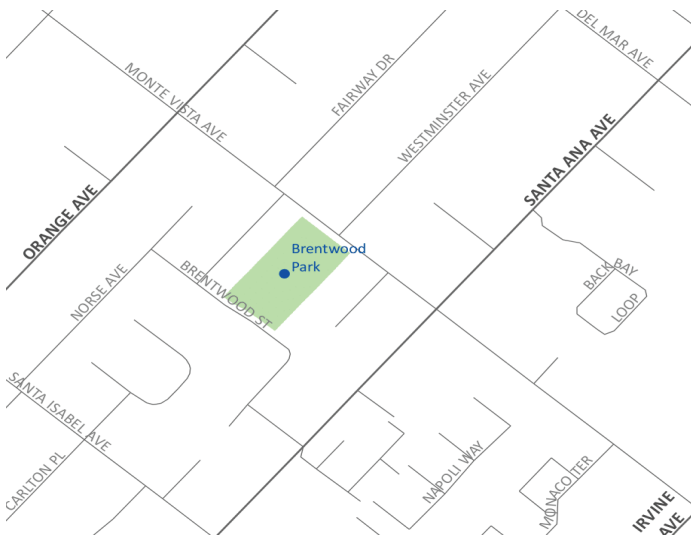
**Maintenance Cost Impact Description:** General Maintenance.

**Annual Cost Impact:** \$ 5,000

**Project Account (Account-Fund-Org-Program-Project):**

500000-208-19200-40112-700142

500000-401-19200-40112-700142



# CAPITAL IMPROVEMENT PROGRAM

## Fairview Park - Educational Hubs and Signage

**Type:** Parks  
**Department:** Parks and Comm. Svcs  
**Category:** 4 - Master Plan, General Plan

**Item No.:** 14  
**CIP Project No.:** 202421  
**District No.:** 5

**Project Status:** New Project

**Project Description:** Design, create, and install educational hubs and signage at key locations within Fairview Park to enhance interpretive and educational opportunities for park visitors.

**Project Justification:** Fairview Park contains a unique combination of abundant biological resources and biodiversity, sensitive habitats, and archaeological artifacts within its 208 park acres. Additions and improvements to the park's educational signage is essential to educate park users of the significance of the rare and endangered species in the park, to share the story of the site's historical significance to Native American communities, and to provide meaningful and accessible interpretive opportunities for park visitors.

Expenditure Breakdown	2022-23 and Prior	Proposed 2023-24	2024-25	2025-26	2026-27	2027-28	Future	Total
Land acquisition		\$ -	\$ -	\$ -	\$ -	\$ -	\$ -	\$ -
Design, permits		\$ 5,000	\$ -	\$ -	\$ -	\$ -	\$ -	\$ 5,000
Construction		\$ 85,000	\$ 88,000	\$ -	\$ -	\$ -	\$ -	\$ 173,000
Contingency		\$ -	\$ -	\$ -	\$ -	\$ -	\$ -	\$ -
Other		\$ -	\$ -	\$ -	\$ -	\$ -	\$ -	\$ -
<b>Total Estimated Costs</b>	\$ -	\$ 90,000	\$ 88,000	\$ -	\$ -	\$ -	\$ -	\$ 178,000

Funding Sources	2022-23 and Prior	Proposed 2023-24	2024-25	2025-26	2026-27	2027-28	Future	Total
Park Development Fees Fund		\$ 90,000	\$ 88,000	\$ -	\$ -	\$ -	\$ -	\$ 178,000
		\$ -	\$ -	\$ -	\$ -	\$ -	\$ -	\$ -
		\$ -	\$ -	\$ -	\$ -	\$ -	\$ -	\$ -
		\$ -	\$ -	\$ -	\$ -	\$ -	\$ -	\$ -
<b>Total Funding Sources</b>	\$ -	\$ 90,000	\$ 88,000	\$ -	\$ -	\$ -	\$ -	\$ 178,000

**Funds Expended to Date:** \$ - **Total Estimated Project Cost:** \$ 178,000

**Location:** FVP - Multiple Locations **Maintenance Cost Impact Description:** General, periodic maintenance as needed.  
**Annual Cost Impact:** \$ 1,500

**Project Account (Account-Fund-Org-Program-Project):**  
 500000-208-14300-20115-202421



# CAPITAL IMPROVEMENT PROGRAM

## Fairview Park - Fencing, Signage, and Trail Restoration

**Item No.** 15

**Type** Parks  
**Department:** Parks and Comm. Svcs  
**Category:** 2 - Regulatory or Mandated Requirement

**CIP Project No.** 700134  
**District No.** 5

**Project Status:** Existing Project

**Project Description:** This project includes restoration to upgrade and bring into compliance fencing and signage, and to rehabilitate the trails that are in various states of disrepair.

**Project Justification:** Significant restoration of the fencing, signage, and trails is required to avoid risk to public safety (trail conditions) and to sensitive State and Federally-regulated protected environments (fencing and signage). The project also addresses ADA accessibility improvements and access delineations to protect the environment from further foot and bicycle traffic. The signage improvements are essential for required environmentally sensitive and protected areas, wayfinding and trail navigation, public information and environmental education.

Expenditure Breakdown	2022-23 and Prior	Proposed 2023-24	2024-25	2025-26	2026-27	2027-28	Future	Total
Land acquisition		\$ -	\$ -	\$ -	\$ -	\$ -	\$ -	\$ -
Design, permits		\$ -	\$ -	\$ -	\$ -	\$ -	\$ -	\$ -
Construction	\$ 150,000	\$ 150,000	\$ 75,000	\$ 75,000	\$ 75,000	\$ 75,000	\$ 75,000	\$ 675,000
Contingency		\$ -	\$ -	\$ -	\$ -	\$ -	\$ -	\$ -
Other		\$ -	\$ -	\$ -	\$ -	\$ -	\$ -	\$ -
<b>Total Estimated Costs</b>	<b>\$ 150,000</b>	<b>\$ 150,000</b>	<b>\$ 75,000</b>	<b>\$ 75,000</b>	<b>\$ 75,000</b>	<b>\$ 75,000</b>	<b>\$ 75,000</b>	<b>\$ 675,000</b>

Funding Sources	2022-23 and Prior	Proposed 2023-24	2024-25	2025-26	2026-27	2027-28	Future	Total
Park Development Fees Fund	\$ 150,000	\$ 150,000	\$ 75,000	\$ 75,000	\$ 75,000	\$ 75,000	\$ 75,000	\$ 675,000
		\$ -	\$ -	\$ -	\$ -	\$ -	\$ -	\$ -
		\$ -	\$ -	\$ -	\$ -	\$ -	\$ -	\$ -
<b>Total Funding Sources</b>	<b>\$ 150,000</b>	<b>\$ 150,000</b>	<b>\$ 75,000</b>	<b>\$ 75,000</b>	<b>\$ 75,000</b>	<b>\$ 75,000</b>	<b>\$ 75,000</b>	<b>\$ 675,000</b>

**Funds Expended to Date:** \$ 5,898      **Total Estimated Project Cost:** \$ 675,000

**Location:** FVP - Multiple Locations

**Maintenance Cost Impact Description:** General periodic maintenance

**Annual Cost Impact:** \$ 5,000

**Project Account (Account-Fund-Org-Program-Project):**

500000-208-19500-20115-700134



# CAPITAL IMPROVEMENT PROGRAM

## Fairview Park - Mesa Restoration & Cultural Resource Preservation CA-ORA-58

**Item No. 16**

**Type:** Parks  
**Department:** Public Works  
**Category:** 3 - Grant Funding

**CIP Project No. 202408**  
**District No. 5**

**Project Status:** New Project

**Project Description:** Mesa restoration and Cultural Resource Preservation including removal of fill deposited over site.

**Project Justification:** The cultural resources within Fairview Park include CA-ORA-58, an archeological site listed in the National Register of Historic Places. One of the recommended preservation measures in the Fairview Park Master Plan is the removal of unsuitable fill material deposited over the site. This project would be conducted in such a way that the activities preserve and protect the vernal pools. Additionally, this project would entail restoring the native habitat on the Fairview Park Mesa.

Expenditure Breakdown	2022-23 and Prior	Proposed 2023-24	2024-25	2025-26	2026-27	2027-28	Future	Total
Land acquisition		\$ -	\$ -	\$ -	\$ -	\$ -	\$ -	\$ -
Design, permits		\$ 300,000	\$ -	\$ -	\$ -	\$ -	\$ -	\$ 300,000
Construction		\$ 1,700,000	\$ -	\$ 3,000,000	\$ -	\$ -	\$ 5,000,000	\$ 9,700,000
Contingency		\$ -	\$ -	\$ -	\$ -	\$ -	\$ -	\$ -
Other		\$ -	\$ -	\$ -	\$ -	\$ -	\$ -	\$ -
<b>Total Estimated Costs</b>	\$ -	\$ 2,000,000	\$ -	\$ 3,000,000	\$ -	\$ -	\$ 5,000,000	\$ 10,000,000

Funding Sources	2022-23 and Prior	Proposed 2023-24	2024-25	2025-26	2026-27	2027-28	Future	Total
Park Development Fees Fund		\$ -	\$ -	\$ 3,000,000	\$ -	\$ -	\$ 5,000,000	\$ 8,000,000
State Grant - Senator Min		\$ 2,000,000	\$ -	\$ -	\$ -	\$ -	\$ -	\$ 2,000,000
		\$ -	\$ -	\$ -	\$ -	\$ -	\$ -	\$ -
		\$ -	\$ -	\$ -	\$ -	\$ -	\$ -	\$ -
<b>Total Funding Sources</b>	\$ -	\$ 2,000,000	\$ -	\$ 3,000,000	\$ -	\$ -	\$ 5,000,000	\$ 10,000,000

**Funds Expended to Date:** \$ -      **Total Estimated Project Cost:** \$ 10,000,000

**Location:** FVP - Mesa Restoration CA-ORA-58      **Maintenance Cost Impact Description:** None

**Annual Cost Impact:** \$ -

**Project Account (Account-Fund-Org-Program-Project):**

500000-208-19500-20115-202408

500000-231-19500-20115-202408



# CAPITAL IMPROVEMENT PROGRAM

## Fairview Park - Pump Station and Wetlands Recirculation System

**Item No.** 17

**Type** Parks  
**Department:** Public Works

**CIP Project No.** 700144  
**District No.** 5

**Category:** 3 - Grant Funding

**Project Status:** Existing Project

**Project Description:** Implement improvements and upgrades to the Fairview Park pump station and wetlands water delivery and recirculation system.

**Project Justification:** Fairview Park contains a 40-acre wetland and riparian habitat area that was constructed as part of a mitigation and habitat restoration project in 2011. This habitat area is governed by mitigation agreements that require the City to monitor and preserve the quality of the habitat and maintain the habitat areas in perpetuity. Improvements to the computer software, SCADA, and pump station communication systems, will enable efficient operation of the water delivery system by allowing automated controls of the pumps and valves that supply water to the wetland ponds.

Expenditure Breakdown	2022-23 and Prior	Proposed 2023-24	2024-25	2025-26	2026-27	2027-28	Future	Total
Land acquisition		\$ -	\$ -	\$ -	\$ -	\$ -	\$ -	\$ -
Design, permits	\$ 100,000	\$ -	\$ -	\$ -	\$ -	\$ -	\$ -	\$ 100,000
Construction	\$ 50,000	\$ 450,000	\$ -	\$ -	\$ -	\$ -	\$ -	\$ 500,000
Contingency	\$ 5,000	\$ 50,000	\$ -	\$ -	\$ -	\$ -	\$ -	\$ 55,000
Other		\$ -	\$ -	\$ -	\$ -	\$ -	\$ -	\$ -
<b>Total Estimated Costs</b>	<b>\$ 155,000</b>	<b>\$ 500,000</b>	<b>\$ -</b>	<b>\$ -</b>	<b>\$ -</b>	<b>\$ -</b>	<b>\$ -</b>	<b>\$ 655,000</b>

Funding Sources	2022-23 and Prior	Proposed 2023-24	2024-25	2025-26	2026-27	2027-28	Future	Total
Capital Improvement Fund	\$ 155,000	\$ -	\$ -	\$ -	\$ -	\$ -	\$ -	\$ 155,000
State Grant - Senator Min		\$ 500,000	\$ -	\$ -	\$ -	\$ -	\$ -	\$ 500,000
		\$ -	\$ -	\$ -	\$ -	\$ -	\$ -	\$ -
		\$ -	\$ -	\$ -	\$ -	\$ -	\$ -	\$ -
<b>Total Funding Sources</b>	<b>\$ 155,000</b>	<b>\$ 500,000</b>	<b>\$ -</b>	<b>\$ -</b>	<b>\$ -</b>	<b>\$ -</b>	<b>\$ -</b>	<b>\$ 655,000</b>

**Funds Expended to Date:** \$ 56,190

**Total Estimated Project Cost:** \$ 655,000

**Location:** FVP - Wetlands

**Maintenance Cost Impact Description:** Software and hardware updates, pump inspection and maintenance, water quality monitoring equipment replacement, salinity probe replacement, pump inspection testing and recalibration.

**Annual Cost Impact:** \$ 20,000

**Project Account (Account-Fund-Org-Program-Project):**

500000-401-19200-20115-700144

500000-231-19200-20115-700144



# CAPITAL IMPROVEMENT PROGRAM

## Fairview Park - West Bluff Stabilization and Restoration

**Type:** Parks  
**Department:** Public Works  
**Category:** 3 - Grant Funding

**Item No. 18**  
**CIP Project No. 202409**  
**District No. 5**

**Project Status:** New Project

**Project Description:** Stabilize and restore the Fairview Park West Bluff.

**Project Justification:** The westerly slopes of Fairview Park have been evaluated to address erosion and stability concerns. Studies conducted by consultants in 2002 and 2003 concluded that the slope is stable but the surface of the slope which erodes easily requires attention. Recommendations to stabilize and repair the slope range from minor repairs to re-engineering the slope per current grading standards.

Expenditure Breakdown	2022-23 and Prior	Proposed 2023-24	2024-25	2025-26	2026-27	2027-28	Future	Total
Land acquisition		\$ -	\$ -	\$ -	\$ -	\$ -	\$ -	\$ -
Design, permits		\$ -	\$ -	\$ -	\$ -	\$ -	\$ -	\$ -
Construction		\$ 2,000,000	\$ -	\$ -	\$ -	\$ -	\$ -	\$ 2,000,000
Contingency		\$ -	\$ -	\$ -	\$ -	\$ -	\$ -	\$ -
Other		\$ -	\$ -	\$ -	\$ -	\$ -	\$ -	\$ -
<b>Total Estimated Costs</b>	\$ -	\$ 2,000,000	\$ -	\$ -	\$ -	\$ -	\$ -	\$ 2,000,000

Funding Sources	2022-23 and Prior	Proposed 2023-24	2024-25	2025-26	2026-27	2027-28	Future	Total
State Grant - Senator Min		\$ 2,000,000		\$ -	\$ -	\$ -	\$ -	\$ 2,000,000
		\$ -	\$ -	\$ -	\$ -	\$ -	\$ -	\$ -
		\$ -	\$ -	\$ -	\$ -	\$ -	\$ -	\$ -
		\$ -	\$ -	\$ -	\$ -	\$ -	\$ -	\$ -
<b>Total Funding Sources</b>	\$ -	\$ 2,000,000	\$ -	\$ -	\$ -	\$ -	\$ -	\$ 2,000,000

**Funds Expended to Date:** \$ -      **Total Estimated Project Cost:** \$ 2,000,000

**Location:** FVP - West Bluff

**Maintenance Cost Impact Description:** Periodic assessment of erosion and stabilization of bluffs as needed.  
**Annual Cost Impact:** \$ -

**Project Account (Account-Fund-Org-Program-Project):**

500000-231-19500-20115-202409



# CAPITAL IMPROVEMENT PROGRAM

## Jack Hammett Sports Complex LED Retrofit

**Type:** Parks  
**Department:** Public Works  
**Category:** 3 - Grant Funding

**Item No. 19**  
**CIP Project No. 202410**  
**District No. 3**

**Project Status:** New Project

**Project Description:** Remove existing light fixtures at Jack Hammett Sports Complex and install LED lighting.

**Project Justification:** This project would remove the existing lighting at the Jack Hammett Sports Complex and replace with energy efficient LED lighting. The new LED lighting would improve lighting conditions creating a safer environment for players who use this site. The retrofitting carries a warranty of 25 years for all parts and all labor. The estimated energy savings over the 25 year life of the lighting is estimated to be \$615,300.

Expenditure Breakdown	2022-23 and Prior	Proposed 2023-24	2024-25	2025-26	2026-27	2027-28	Future	Total
Land acquisition		\$ -	\$ -	\$ -	\$ -	\$ -	\$ -	\$ -
Design, permits		\$ -	\$ -	\$ -	\$ -	\$ -	\$ -	\$ -
Construction		\$ 900,000	\$ -	\$ -	\$ -	\$ -	\$ -	\$ 900,000
Contingency		\$ -	\$ -	\$ -	\$ -	\$ -	\$ -	\$ -
Other		\$ -	\$ -	\$ -	\$ -	\$ -	\$ -	\$ -
<b>Total Estimated Costs</b>	\$ -	\$ 900,000	\$ -	\$ -	\$ -	\$ -	\$ -	\$ 900,000

Funding Sources	2022-23 and Prior	Proposed 2023-24	2024-25	2025-26	2026-27	2027-28	Future	Total
State Grant - Senator Min		\$ 900,000	\$ -	\$ -	\$ -	\$ -	\$ -	\$ 900,000
		\$ -	\$ -	\$ -	\$ -	\$ -	\$ -	\$ -
		\$ -	\$ -	\$ -	\$ -	\$ -	\$ -	\$ -
		\$ -	\$ -	\$ -	\$ -	\$ -	\$ -	\$ -
<b>Total Funding Sources</b>	\$ -	\$ 900,000	\$ -	\$ -	\$ -	\$ -	\$ -	\$ 900,000

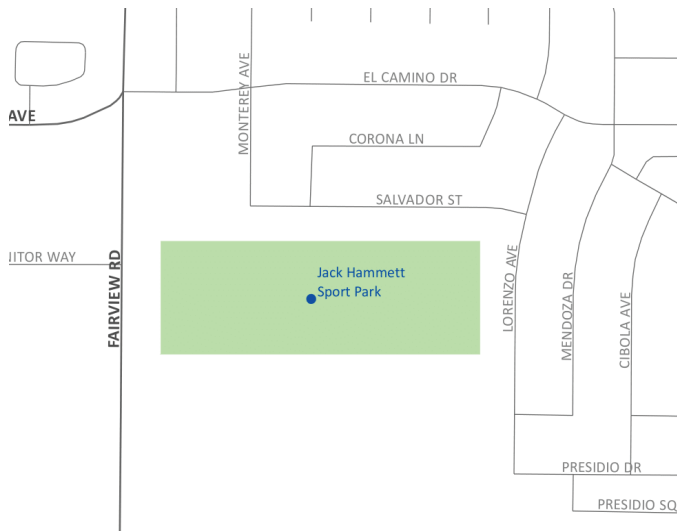
**Funds Expended to Date:** \$ -      **Total Estimated Project Cost:** \$ 900,000

**Location:** Jack Hammett Sports Complex      **Maintenance Cost Impact Description:** None

**Annual Cost Impact:** \$ -

**Project Account (Account-Fund-Org-Program-Project):**

500000-231-19500-40111-202410





# CAPITAL IMPROVEMENT PROGRAM

## Shalimar Park Improvements

**Type:** Parks  
**Department:** Public Works  
**Category:** 3 - Grant Funding

**Item No.** 20  
**CIP Project No.** 700145  
**District No.** 4

**Project Status:** Existing Project

**Project Description:** Expand Shalimar Park to create additional park space at Westside Costa Mesa.

**Project Justification:** Westside Costa Mesa needs additional park space, as identified in the General Plan and previous versions of the Open Space Master Plan. In addition, recent strategic planning sessions have included requests for additional park space on the westside of the City. This project would expand Shalimar Park through adjacent property acquisitions or expansion into City right-of-way to allow for additional park amenities.

Expenditure Breakdown	2022-23 and Prior	Proposed 2023-24	2024-25	2025-26	2026-27	2027-28	Future	Total
Land acquisition		\$ 1,000,000	\$ -	\$ -	\$ -	\$ -	\$ -	\$ 1,000,000
Design, permits	\$ 200,000	\$ -	\$ -	\$ 350,000	\$ -	\$ -	\$ -	\$ 550,000
Construction	\$ 800,000	\$ -	\$ -	\$ -	\$ 3,500,000	\$ -	\$ -	\$ 4,300,000
Contingency		\$ -	\$ -	\$ -	\$ -	\$ -	\$ -	\$ -
Other		\$ -	\$ -	\$ -	\$ -	\$ -	\$ -	\$ -
<b>Total Estimated Costs</b>	<b>\$ 1,000,000</b>	<b>\$ 1,000,000</b>	<b>\$ -</b>	<b>\$ 350,000</b>	<b>\$ 3,500,000</b>	<b>\$ -</b>	<b>\$ -</b>	<b>\$ 5,850,000</b>

Funding Sources	2022-23 and Prior	Proposed 2023-24	2024-25	2025-26	2026-27	2027-28	Future	Total
Capital Improvement Fund	\$ 1,000,000	\$ -	\$ -	\$ 350,000	\$ 3,500,000	\$ -	\$ -	\$ 4,850,000
State Grant - Senator Min		\$ 1,000,000	\$ -	\$ -	\$ -	\$ -	\$ -	\$ 1,000,000
		\$ -	\$ -	\$ -	\$ -	\$ -	\$ -	\$ -
		\$ -	\$ -	\$ -	\$ -	\$ -	\$ -	\$ -
<b>Total Funding Sources</b>	<b>\$ 1,000,000</b>	<b>\$ 1,000,000</b>	<b>\$ -</b>	<b>\$ 350,000</b>	<b>\$ 3,500,000</b>	<b>\$ -</b>	<b>\$ -</b>	<b>\$ 5,850,000</b>

**Funds Expended to Date:** \$ -      **Total Estimated Project Cost:** \$ 5,850,000

**Location:** Shalimar Park

**Maintenance Cost Impact Description:** None

**Annual Cost Impact:** \$ -

**Project Account (Account-Fund-Org-Program-Project):**

500000-401-19200-40112-700145

500000-231-19200-40112-700145



# CAPITAL IMPROVEMENT PROGRAM

## Tennis Center Improvements

**Type:** Parks  
**Department:** Parks and Comm. Svcs  
**Category:** 3 - Grant Funding

**Item No.** 21  
**CIP Project No.** 700140  
**District No.** 3

**Project Status:** Existing Project

**Project Description:** Resurface twelve (12) courts and renovate Pro Shop.

**Project Justification:** Eight (8) of the Tennis Center courts have not been resurfaced since 2018, with four (4) courts even longer. In addition to basic tennis court resurfacing and color scheme update, this project may include pickleball striping. In addition, the Pro Shop renovation will include a much needed exterior and interior facelift, as well as technology and electrical upgrades.

Expenditure Breakdown	2022-23 and Prior	Proposed 2023-24	2024-25	2025-26	2026-27	2027-28	Future	Total
Land acquisition		\$ -	\$ -	\$ -	\$ -	\$ -	\$ -	\$ -
Design, permits	\$ 30,000	\$ 50,000	\$ -	\$ -	\$ -	\$ -	\$ -	\$ 80,000
Construction	\$ 270,000	\$ 270,000	\$ -	\$ -	\$ -	\$ -	\$ -	\$ 540,000
Contingency		\$ -	\$ -	\$ -	\$ -	\$ -	\$ -	\$ -
Other		\$ -	\$ -	\$ -	\$ -	\$ -	\$ -	\$ -
<b>Total Estimated Costs</b>	<b>\$ 300,000</b>	<b>\$ 320,000</b>	<b>\$ -</b>	<b>\$ -</b>	<b>\$ -</b>	<b>\$ -</b>	<b>\$ -</b>	<b>\$ 620,000</b>

Funding Sources	2022-23 and Prior	Proposed 2023-24	2024-25	2025-26	2026-27	2027-28	Future	Total
Capital Improvement Fund	\$ 300,000	\$ -	\$ -	\$ -	\$ -	\$ -	\$ -	\$ 300,000
State Grant - Senator Min		\$ 320,000	\$ -	\$ -	\$ -	\$ -	\$ -	\$ 320,000
		\$ -	\$ -	\$ -	\$ -	\$ -	\$ -	\$ -
		\$ -	\$ -	\$ -	\$ -	\$ -	\$ -	\$ -
<b>Total Funding Sources</b>	<b>\$ 300,000</b>	<b>\$ 320,000</b>	<b>\$ -</b>	<b>\$ -</b>	<b>\$ -</b>	<b>\$ -</b>	<b>\$ -</b>	<b>\$ 620,000</b>

**Funds Expended to Date:** \$ -      **Total Estimated Project Cost:** \$ 620,000

**Location:** Costa Mesa Tennis Courts

**Maintenance Cost Impact Description:** General Maintenance

**Annual Cost Impact:** \$ 7,500

**Project Account (Account-Fund-Org-Program-Project):**

500000-401-14300-40213-700140

500000-231-14300-40213-700140



# CAPITAL IMPROVEMENT PROGRAM

## TeWinkle Athletic Complex Improvements

**Type:** Parks  
**Department:** Public Works  
**Category:** 3 - Grant Funding

**Item No.:** 22  
**CIP Project No.:** 202423  
**District No.:** 3

**Project Status:** New Project

**Project Description:** Remove and replace existing light fixtures with LED lighting and improve the athletic fields.

**Project Justification:** This project removes existing lighting at the TeWinkle Athletic Complex and replaces with energy efficient LED lighting. This project also includes improvements to the fields to address ongoing drainage issues and an addition of batting cages. This project will be coordinated with user groups.

Expenditure Breakdown	2022-23 and Prior	Proposed 2023-24	2024-25	2025-26	2026-27	2027-28	Future	Total
Land acquisition		\$ -	\$ -	\$ -	\$ -	\$ -	\$ -	\$ -
Design, permits		\$ -	\$ -	\$ -	\$ -	\$ -	\$ -	\$ -
Construction		\$ 1,150,000	\$ -	\$ -	\$ -	\$ -	\$ -	\$ 1,150,000
Contingency		\$ -	\$ -	\$ -	\$ -	\$ -	\$ -	\$ -
Other		\$ -	\$ -	\$ -	\$ -	\$ -	\$ -	\$ -
<b>Total Estimated Costs</b>	\$ -	\$ 1,150,000	\$ -	\$ -	\$ -	\$ -	\$ -	\$ 1,150,000

Funding Sources	2022-23 and Prior	Proposed 2023-24	2024-25	2025-26	2026-27	2027-28	Future	Total
State Grant - Senator Min		\$ 1,150,000	\$ -	\$ -	\$ -	\$ -	\$ -	\$ 1,150,000
		\$ -	\$ -	\$ -	\$ -	\$ -	\$ -	\$ -
		\$ -	\$ -	\$ -	\$ -	\$ -	\$ -	\$ -
		\$ -	\$ -	\$ -	\$ -	\$ -	\$ -	\$ -
<b>Total Funding Sources</b>	\$ -	\$ 1,150,000	\$ -	\$ -	\$ -	\$ -	\$ -	\$ 1,150,000

**Funds Expended to Date:** \$ - **Total Estimated Project Cost:** \$ 1,150,000

**Location:** TeWinkle Athletic Complex

**Maintenance Cost Impact Description:** Any unanticipated maintenance cost will be included in Operating Budget.  
**Annual Cost Impact:** \$ -

**Project Account (Account-Fund-Org-Program-Project):**

500000-231-19500-40111-202423



# CAPITAL IMPROVEMENT PROGRAM

## TeWinkle Bark Park LED Retrofit

**Type:** Parks  
**Department:** Public Works  
**Category:** 3 - Grant Funding

**Project Status:** New Project

**Item No.** 23  
**CIP Project No.** 202412  
**District No.** 3

**Project Description:** Remove existing light fixtures at TeWinkle Bark Park and install LED lighting.

**Project Justification:** This project would remove the existing lighting at the TeWinkle Bark Park and replace with energy efficient LED lighting. The existing lighting has been out of warranty for a few years requiring the City to incur all maintenance costs. The new LED lighting would also improve lighting conditions creating a safer environment for players who use this site. The retrofitting carries a warranty of 25 years for all parts and all labor.

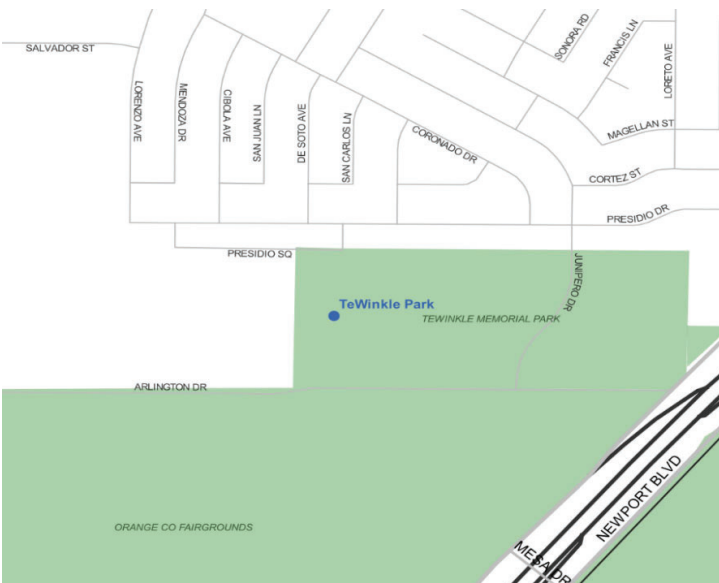
Expenditure Breakdown	2022-23 and Prior	Proposed 2023-24	2024-25	2025-26	2026-27	2027-28	Future	Total
Land acquisition		\$ -	\$ -	\$ -	\$ -	\$ -	\$ -	\$ -
Design, permits		\$ -	\$ -	\$ -	\$ -	\$ -	\$ -	\$ -
Construction		\$ 130,000	\$ -	\$ -	\$ -	\$ -	\$ -	\$ 130,000
Contingency		\$ -	\$ -	\$ -	\$ -	\$ -	\$ -	\$ -
Other		\$ -	\$ -	\$ -	\$ -	\$ -	\$ -	\$ -
<b>Total Estimated Costs</b>	\$ -	\$ 130,000	\$ -	\$ -	\$ -	\$ -	\$ -	\$ 130,000

Funding Sources	2022-23 and Prior	Proposed 2023-24	2024-25	2025-26	2026-27	2027-28	Future	Total
State Grant - Senator Min		\$ 130,000	\$ -	\$ -	\$ -	\$ -	\$ -	\$ 130,000
		\$ -	\$ -	\$ -	\$ -	\$ -	\$ -	\$ -
		\$ -	\$ -	\$ -	\$ -	\$ -	\$ -	\$ -
		\$ -	\$ -	\$ -	\$ -	\$ -	\$ -	\$ -
<b>Total Funding Sources</b>	\$ -	\$ 130,000	\$ -	\$ -	\$ -	\$ -	\$ -	\$ 130,000

**Funds Expended to Date:** \$ -      **Total Estimated Project Cost:** \$ 130,000

**Location:** TeWinkle Bark Park      **Maintenance Cost Impact Description:** Any unanticipated maintenance cost will be included in Operating Budget.  
**Annual Cost Impact:** \$ -

**Project Account (Account-Fund-Org-Program-Project):**  
 500000-231-19500-40111-202412



# CAPITAL IMPROVEMENT PROGRAM

## TeWinkle Park Lake Repairs

**Type:** Parks  
**Department:** Public Works  
**Category:** 3 - Grant Funding

**Item No. 24**  
**CIP Project No. 700137**  
**District No. 3**

**Project Status:** Existing Project

**Project Description:** TeWinkle Park Lake Repairs

**Project Justification:** This project is for the construction phase to completely renovate the existing lakes at TeWinkle Park, replace the lake liner, modify, stabilize and improve the shoreline and add plant material. This project will also upgrade amenities and maintenance systems that will improve the aesthetics of the park and the health and safety of the wildlife and public.

Expenditure Breakdown	2022-23 and Prior	Proposed 2023-24	2024-25	2025-26	2026-27	2027-28	Future	Total
Land acquisition		\$ -	\$ -	\$ -	\$ -	\$ -	\$ -	\$ -
Design, permits	\$ 132,475	\$ -	\$ -	\$ -	\$ -	\$ -	\$ -	\$ 132,475
Construction		\$ 2,000,000	\$ -	\$ -	\$ -	\$ -	\$ -	\$ 2,000,000
Contingency		\$ -	\$ -	\$ -	\$ -	\$ -	\$ -	\$ -
Other		\$ -	\$ -	\$ -	\$ -	\$ -	\$ -	\$ -
<b>Total Estimated Costs</b>	<b>\$ 132,475</b>	<b>\$ 2,000,000</b>	<b>\$ -</b>	<b>\$ -</b>	<b>\$ -</b>	<b>\$ -</b>	<b>\$ -</b>	<b>\$ 2,132,475</b>

Funding Sources	2022-23 and Prior	Proposed 2023-24	2024-25	2025-26	2026-27	2027-28	Future	Total
Park Development Fees Fund	\$ 132,475	\$ -	\$ -	\$ -	\$ -	\$ -	\$ -	\$ 132,475
State Grant - Senator Min		\$ 2,000,000	\$ -	\$ -	\$ -	\$ -	\$ -	\$ 2,000,000
		\$ -	\$ -	\$ -	\$ -	\$ -	\$ -	\$ -
<b>Total Funding Sources</b>	<b>\$ 132,475</b>	<b>\$ 2,000,000</b>	<b>\$ -</b>	<b>\$ -</b>	<b>\$ -</b>	<b>\$ -</b>	<b>\$ -</b>	<b>\$ 2,132,475</b>

**Funds Expended to Date:** \$ 90,300

**Total Estimated Project Cost:** \$ 2,132,475

**Location:** TeWinkle Park

**Maintenance Cost Impact Description:** None

**Annual Cost Impact:** \$ -

**Project Account (Account-Fund-Org-Program-Project):**

500000-208-19500-40111-700137

500000-231-19500-40111-700137



04/03/2

# CAPITAL IMPROVEMENT PROGRAM

## Ketchum-Libolt Park Expansion

**Type:** Parks  
**Department:** Parks and Comm. Svcs  
**Category:** 3 - Grant Funding

**Item No.** 25  
**CIP Project No.** 700139  
**District No.** 4

**Project Status:** Existing Project

**Project Description:** This project proposes to expand Ketchum-Libolt Park to the south into an underutilized parkway adjacent to Victoria Street.

**Project Justification:** Expanding and renovating Ketchum-Libolt Park will provide additional park amenities and opportunities for community recreation.

Expenditure Breakdown	2022-23 and Prior	Proposed 2023-24	2024-25	2025-26	2026-27	2027-28	Future	Total
Land acquisition		\$ -	\$ -	\$ -	\$ -	\$ -	\$ -	\$ -
Design, permits	\$ 50,000	\$ -	\$ -	\$ -	\$ -	\$ -	\$ -	\$ 50,000
Construction	\$ 1,247,520	\$ 1,200,000		\$ -	\$ -	\$ -	\$ -	\$ 2,447,520
Contingency		\$ -	\$ -	\$ -	\$ -	\$ -	\$ -	\$ -
Other		\$ -	\$ -	\$ -	\$ -	\$ -	\$ -	\$ -
<b>Total Estimated Costs</b>	<b>\$ 1,297,520</b>	<b>\$ 1,200,000</b>	<b>\$ -</b>	<b>\$ -</b>	<b>\$ -</b>	<b>\$ -</b>	<b>\$ -</b>	<b>\$ 2,497,520</b>

Funding Sources	2022-23 and Prior	Proposed 2023-24	2024-25	2025-26	2026-27	2027-28	Future	Total
Park Development Fees Fund	\$ 50,000	\$ -	\$ -	\$ -	\$ -	\$ -	\$ -	\$ 50,000
Capital Improvement Fund	\$ 1,000,000	\$ -		\$ -	\$ -	\$ -	\$ -	\$ 1,000,000
State Grant - CPN		\$ 1,200,000	\$ -	\$ -	\$ -	\$ -	\$ -	\$ 1,200,000
Prop 68 Per Capita Grant	\$ 247,520	\$ -	\$ -	\$ -	\$ -	\$ -	\$ -	\$ 247,520
<b>Total Funding Sources</b>	<b>\$ 1,297,520</b>	<b>\$ 1,200,000</b>	<b>\$ -</b>	<b>\$ -</b>	<b>\$ -</b>	<b>\$ -</b>	<b>\$ -</b>	<b>\$ 2,497,520</b>

**Funds Expended to Date:** \$ -      **Total Estimated Project Cost:** \$ 2,497,520

**Location:** Ketchum-Libolt Park

**Maintenance Cost Impact Description:** General Maintenance

**Annual Cost Impact:** \$ 5,000

**Project Account (Account-Fund-Org-Program-Project):**

- 500000-208-19200-40112-700139
- 500000-401-19200-40112-700139
- 500000-231-19200-40112-700139
- 500000-231-19200-40112-700139



# CAPITAL IMPROVEMENT PROGRAM

## Lions Park Café

**Type:** Parks  
**Department:** Parks and Comm. Svcs  
**Category:** 3 - Grant Funding

**Item No.:** 26  
**CIP Project No.:** 202411  
**District No.:** 5

**Project Status:** New Project

**Project Description:** Design and construct café adjacent to Lions Park.

**Project Justification:** During the design phase of the modernized Lions Park, a café component was identified but not included in the final construction plans. A café foundation is built and some utility stub-ups are in place, however, final design and construction are outstanding. Completing work on the proposed café will provide a much needed service to community members using Lions Park and the Donald Dungan Library.

Expenditure Breakdown	2022-23 and Prior	Proposed 2023-24	2024-25	2025-26	2026-27	2027-28	Future	Total
Land acquisition		\$ -	\$ -	\$ -	\$ -	\$ -	\$ -	\$ -
Design, permits		\$ 50,000	\$ -	\$ -	\$ -	\$ -	\$ -	\$ 50,000
Construction		\$ 1,150,000	\$ -	\$ -	\$ -	\$ -	\$ -	\$ 1,150,000
Contingency		\$ -	\$ -	\$ -	\$ -	\$ -	\$ -	\$ -
Other		\$ -	\$ -	\$ -	\$ -	\$ -	\$ -	\$ -
<b>Total Estimated Costs</b>	\$ -	\$ 1,200,000	\$ -	\$ -	\$ -	\$ -	\$ -	\$ 1,200,000

Funding Sources	2022-23 and Prior	Proposed 2023-24	2024-25	2025-26	2026-27	2027-28	Future	Total
ARPA Fund from County		\$ 1,200,000	\$ -	\$ -	\$ -	\$ -	\$ -	\$ 1,200,000
		\$ -	\$ -	\$ -	\$ -	\$ -	\$ -	\$ -
		\$ -	\$ -	\$ -	\$ -	\$ -	\$ -	\$ -
		\$ -	\$ -	\$ -	\$ -	\$ -	\$ -	\$ -
<b>Total Funding Sources</b>	\$ -	\$ 1,200,000	\$ -	\$ -	\$ -	\$ -	\$ -	\$ 1,200,000

**Funds Expended to Date:** \$ - **Total Estimated Project Cost:** \$ 1,200,000

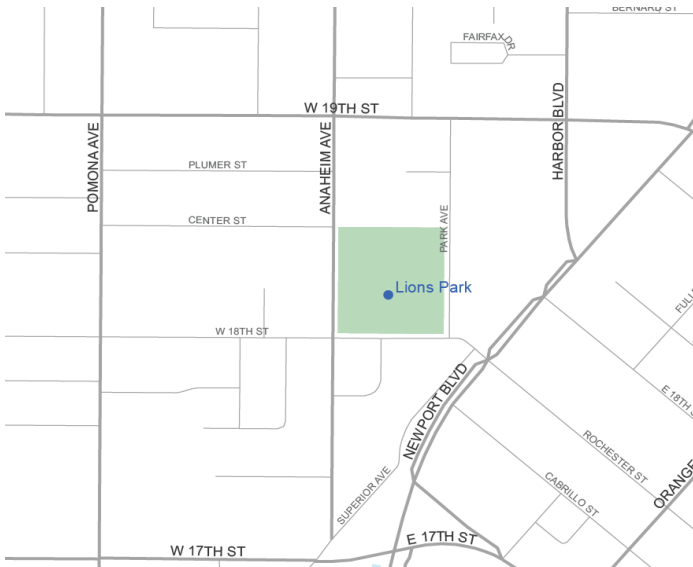
**Location:** Lions Park

**Maintenance Cost Impact Description:** General Maintenance

**Annual Cost Impact:** \$ 7,500

**Project Account (Account-Fund-Org-Program-Project):**

500000-230-19200-40112-202411



# CAPITAL IMPROVEMENT PROGRAM

## TeWinkle Skate Park Expansion

**Type:** Parks  
**Department:** Parks and Comm. Svcs  
**Category:** 3 - Grant Funding

**Item No. 27**  
**CIP Project No. 700027**  
**District No. 3**

**Project Status:** Existing Project

**Project Description:** Expand the skateable area at TeWinkle Skate Park.

**Project Justification:** Expanded space for young/beginner skaters as well as new elements like a pump track are needed. As with the original design, the proposed expansion will include community outreach and presentations to Commissions and City Council.

Expenditure Breakdown	2022-23 and Prior	Proposed 2023-24	2024-25	2025-26	2026-27	2027-28	Future	Total
Land acquisition		\$ -	\$ -	\$ -	\$ -	\$ -	\$ -	\$ -
Design, permits	\$ 170,000	\$ -	\$ -	\$ -	\$ -	\$ -	\$ -	\$ 170,000
Construction		\$ 2,000,000	\$ -	\$ -	\$ -	\$ -	\$ -	\$ 2,000,000
Contingency		\$ -	\$ -	\$ -	\$ -	\$ -	\$ -	\$ -
Other		\$ -	\$ -	\$ -	\$ -	\$ -	\$ -	\$ -
<b>Total Estimated Costs</b>	<b>\$ 170,000</b>	<b>\$ 2,000,000</b>	<b>\$ -</b>	<b>\$ -</b>	<b>\$ -</b>	<b>\$ -</b>	<b>\$ -</b>	<b>\$ 2,170,000</b>

Funding Sources	2022-23 and Prior	Proposed 2023-24	2024-25	2025-26	2026-27	2027-28	Future	Total
Park Development Fees Fund	\$ 100,000	\$ -	\$ -	\$ -	\$ -	\$ -	\$ -	\$ 100,000
Capital Improvement Fund	\$ 70,000	\$ -	\$ -	\$ -	\$ -	\$ -	\$ -	\$ 70,000
ARPA Fund from County		\$ 2,000,000	\$ -	\$ -	\$ -	\$ -	\$ -	\$ 2,000,000
		\$ -	\$ -	\$ -	\$ -	\$ -	\$ -	\$ -
<b>Total Funding Sources</b>	<b>\$ 170,000</b>	<b>\$ 2,000,000</b>	<b>\$ -</b>	<b>\$ -</b>	<b>\$ -</b>	<b>\$ -</b>	<b>\$ -</b>	<b>\$ 2,170,000</b>

**Funds Expended to Date:** \$ 37,841

**Total Estimated Project Cost:** \$ 2,170,000

**Location:** TeWinkle Park

**Maintenance Cost Impact Description:** General Maintenance

**Annual Cost Impact:** \$ 7,500

**Project Account (Account-Fund-Org-Program-Project):**

500000-208-19200-40112-700027

500000-401-19200-40112-700027

500000-230-19200-40112-700027





# CAPITAL IMPROVEMENT PROGRAM

## Park Sidewalk / Accessibility Program

**Type:** Parks  
**Department:** Public Works  
**Category:** 1 - Risk to Health, Safety or Environment

**Item No.** 28  
**CIP Project No.** 700128  
**District No.** All

**Project Status:** Ongoing citywide project; therefore, no prior budgeted amounts are included below.

**Project Description:** Remove and replace sidewalks at the following parks: Jack Hammett, Shiffer Park, TeWinkle Park, Wakeham Park, and Vista Park.

**Project Justification:** This project would replace cracked, raised or buckled concrete in walkways, eliminating potential hazards due to unsafe walking conditions.

Expenditure Breakdown	2022-23 and Prior	Proposed 2023-24	2024-25	2025-26	2026-27	2027-28	Future	Total
Land acquisition		\$ -	\$ -	\$ -	\$ -	\$ -	\$ -	\$ -
Design, permits		\$ -	\$ -	\$ -	\$ -	\$ -	\$ -	\$ -
Construction		\$ 50,000	\$ 50,000	\$ 50,000	\$ 50,000	\$ 50,000	\$ 50,000	\$ 300,000
Contingency		\$ -	\$ -	\$ -	\$ -	\$ -	\$ -	\$ -
Other		\$ -	\$ -	\$ -	\$ -	\$ -	\$ -	\$ -
<b>Total Estimated Costs</b>	\$ -	\$ 50,000	\$ 50,000	\$ 50,000	\$ 50,000	\$ 50,000	\$ 50,000	\$ 300,000

Funding Sources	2022-23 and Prior	Proposed 2023-24	2024-25	2025-26	2026-27	2027-28	Future	Total
Capital Improvement Fund		\$ 50,000	\$ 50,000	\$ 50,000	\$ 50,000	\$ 50,000	\$ 50,000	\$ 300,000
		\$ -	\$ -	\$ -	\$ -	\$ -	\$ -	\$ -
		\$ -	\$ -	\$ -	\$ -	\$ -	\$ -	\$ -
		\$ -	\$ -	\$ -	\$ -	\$ -	\$ -	\$ -
<b>Total Funding Sources</b>	\$ -	\$ 50,000	\$ 50,000	\$ 50,000	\$ 50,000	\$ 50,000	\$ 50,000	\$ 300,000

**Funds Expended to Date:** \$ -      **Total Estimated Project Cost:** \$ 300,000

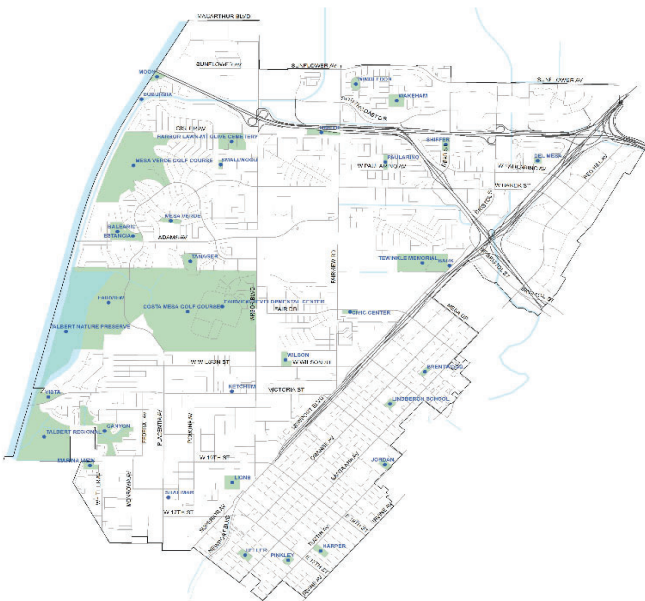
**Location:** Citywide, Various Parks

**Maintenance Cost Impact Description:** None

**Annual Cost Impact:** \$ -

**Project Account (Account-Fund-Org-Program-Project):**

500000-401-19200-40112-700128



# CAPITAL IMPROVEMENT PROGRAM

## Various Parks - Playground Repairs and Replacement

**Type:** Parks  
**Department:** Public Works  
**Category:** 5 - Asset Condition, Annual Recurring Costs

**Item No.:** 29  
**CIP Project No.:** 700146  
**District No.:** All

**Project Status:** Ongoing citywide project; therefore, no prior budgeted amounts are included below.

**Project Description:** Implement necessary rehabilitation, repairs and replacement of playground equipment, and playground surfacing.

**Project Justification:** This project would replace separated or missing rubber surfacing and damaged, worn out or unsafe playground equipment. The repairs would eliminate potential hazards due to unsafe conditions on the playground surface and on the playground equipment.

Expenditure Breakdown	2022-23 and Prior	Proposed 2023-24	2024-25	2025-26	2026-27	2027-28	Future	Total
Land acquisition		\$ -	\$ -	\$ -	\$ -	\$ -	\$ -	\$ -
Design, permits		\$ -	\$ -	\$ -	\$ -	\$ -	\$ -	\$ -
Construction		\$ 50,000	\$ 50,000	\$ 50,000	\$ 50,000	\$ 50,000	\$ 50,000	\$ 300,000
Contingency		\$ -	\$ -	\$ -	\$ -	\$ -	\$ -	\$ -
Other		\$ -	\$ -	\$ -	\$ -	\$ -	\$ -	\$ -
<b>Total Estimated Costs</b>	\$ -	\$ 50,000	\$ 50,000	\$ 50,000	\$ 50,000	\$ 50,000	\$ 50,000	\$ 300,000

Funding Sources	2022-23 and Prior	Proposed 2023-24	2024-25	2025-26	2026-27	2027-28	Future	Total
Capital Improvement Fund		\$ 50,000	\$ 50,000	\$ 50,000	\$ 50,000	\$ 50,000	\$ 50,000	\$ 300,000
		\$ -	\$ -	\$ -	\$ -	\$ -	\$ -	\$ -
		\$ -	\$ -	\$ -	\$ -	\$ -	\$ -	\$ -
		\$ -	\$ -	\$ -	\$ -	\$ -	\$ -	\$ -
<b>Total Funding Sources</b>	\$ -	\$ 50,000	\$ 50,000	\$ 50,000	\$ 50,000	\$ 50,000	\$ 50,000	\$ 300,000

**Funds Expended to Date:** \$ -      **Total Estimated Project Cost:** \$ 300,000

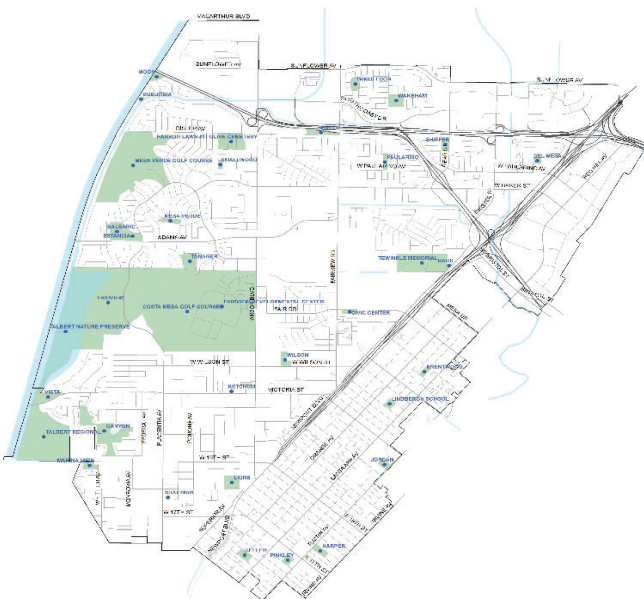
**Location:** Various Parks

**Maintenance Cost Impact Description:** None

**Annual Cost Impact:** \$ -

**Project Account (Account-Fund-Org-Program-Project):**

500000-401-19500-40111-700146



# CAPITAL IMPROVEMENT PROGRAM

## Parkway & Medians Improvement Program

**Type:** Parkway & Medians  
**Department:** Public Works  
**Category:** 1 - Risk to Health, Safety or Environment

**Item No.** 30  
**CIP Project No.** 500010  
**District No.** All

**Project Status:** Ongoing citywide project; therefore, no prior budgeted amounts are included below.

**Project Description:** Reconstruction of damaged curb, gutter, ramps, sidewalks, and median landscape and irrigation.

**Project Justification:** Permanently repair damaged areas of the right-of-way and ADA accessibility improvements and replace existing median landscape and irrigation improvements with drought-tolerant landscape that includes California native plants and state-of-the-art irrigation systems.

Expenditure Breakdown	2022-23 and Prior	Proposed 2023-24	2024-25	2025-26	2026-27	2027-28	Future	Total
Land acquisition		\$ -	\$ -	\$ -	\$ -	\$ -	\$ -	\$ -
Design, permits		\$ -	\$ -	\$ -	\$ -	\$ -	\$ -	\$ -
Construction		\$ 175,000	\$ 450,000	\$ 450,000	\$ 450,000	\$ 450,000	\$ 450,000	\$ 2,425,000
Contingency		\$ -	\$ -	\$ -	\$ -	\$ -	\$ -	\$ -
Other		\$ -	\$ -	\$ -	\$ -	\$ -	\$ -	\$ -
<b>Total Estimated Costs</b>	\$ -	\$ 175,000	\$ 450,000	\$ 450,000	\$ 450,000	\$ 450,000	\$ 450,000	\$ 2,425,000

Funding Sources	2022-23 and Prior	Proposed 2023-24	2024-25	2025-26	2026-27	2027-28	Future	Total
Gas Tax (HUTA) Fund		\$ -	\$ 175,000	\$ 175,000	\$ 175,000	\$ 175,000	\$ 175,000	\$ 875,000
Capital Improvement Fund		\$ -	\$ 100,000	\$ 100,000	\$ 100,000	\$ 100,000	\$ 100,000	\$ 500,000
Measure M2 Fairshare Fund		\$ 175,000	\$ 175,000	\$ 175,000	\$ 175,000	\$ 175,000	\$ 175,000	\$ 1,050,000
		\$ -	\$ -	\$ -	\$ -	\$ -	\$ -	\$ -
<b>Total Funding Sources</b>	\$ -	\$ 175,000	\$ 450,000	\$ 450,000	\$ 450,000	\$ 450,000	\$ 450,000	\$ 2,425,000

**Funds Expended to Date:** \$ -      **Total Estimated Project Cost:** \$ 2,425,000

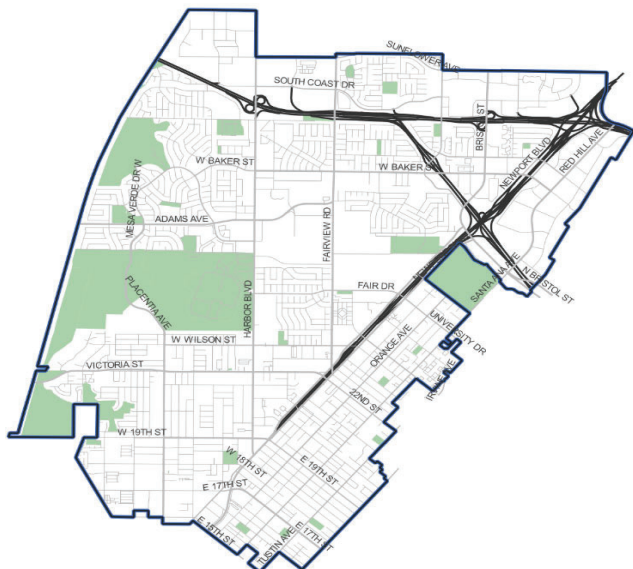
**Location:** Citywide - Various Locations

**Maintenance Cost Impact Description:** None

**Annual Cost Impact:** \$ -

**Project Account (Account-Fund-Org-Program-Project):**

- 500000-201-19200-30130-500010
- 500000-401-19200-30130-500010
- 500000-416-19200-30130-500010



# CAPITAL IMPROVEMENT PROGRAM

## Westside Restoration Project

**Type:** Parkway & Medians  
**Department:** Public Works  
**Category:** 4 - Master Plan, General Plan

**Item No. 31**  
**CIP Project No. 350030**  
**District No. 4&5**

**Project Status:** Existing Project

**Project Description:** The Westside Restoration Project is located in Districts 4 and 5 and proposes improvements designed to beautify the neighborhood, improve pedestrian and bicycle accessibility, repair aging infrastructure and enhance lighting and safety.

**Project Justification:** The restoration of the Westside is an important goal for the community. The implementation of the proposed infrastructure improvements will be a catalyst for an overall revitalization of this neighborhood, promoting Active Transportation and providing an enriching environment.

Expenditure Breakdown	2022-23 and Prior	Proposed 2023-24	2024-25	2025-26	2026-27	2027-28	Future	Total
Land acquisition		\$ -	\$ -	\$ -	\$ -	\$ -	\$ -	\$ -
Design, permits	\$ 475,000	\$ -	\$ -	\$ -	\$ -	\$ -	\$ -	\$ 475,000
Construction	\$ 250,000	\$ 200,000	\$ 250,000	\$ 250,000	\$ 250,000	\$ 250,000	\$ 250,000	\$ 1,700,000
Contingency		\$ -	\$ -	\$ -	\$ -	\$ -	\$ -	\$ -
Other		\$ -	\$ -	\$ -	\$ -	\$ -	\$ -	\$ -
<b>Total Estimated Costs</b>	<b>\$ 725,000</b>	<b>\$ 200,000</b>	<b>\$ 250,000</b>	<b>\$ 250,000</b>	<b>\$ 250,000</b>	<b>\$ 250,000</b>	<b>\$ 250,000</b>	<b>\$ 2,175,000</b>

Funding Sources	2022-23 and Prior	Proposed 2023-24	2024-25	2025-26	2026-27	2027-28	Future	Total
Capital Improvement Fund	\$ 725,000	\$ 200,000	\$ 250,000	\$ 250,000	\$ 250,000	\$ 250,000	\$ 250,000	\$ 2,175,000
		\$ -	\$ -	\$ -	\$ -	\$ -	\$ -	\$ -
		\$ -	\$ -	\$ -	\$ -	\$ -	\$ -	\$ -
		\$ -	\$ -	\$ -	\$ -	\$ -	\$ -	\$ -
<b>Total Funding Sources</b>	<b>\$ 725,000</b>	<b>\$ 200,000</b>	<b>\$ 250,000</b>	<b>\$ 250,000</b>	<b>\$ 250,000</b>	<b>\$ 250,000</b>	<b>\$ 250,000</b>	<b>\$ 2,175,000</b>

**Funds Expended to Date:** \$ 110,651

**Total Estimated Project Cost:** \$ 2,175,000

**Location:** Westside Costa Mesa

**Maintenance Cost Impact Description:** General Maintenance

**Annual Cost Impact:** \$ 10,000

**Project Account (Account-Fund-Org-Program-Project):**

500000-401-19200-20112-350030

