



National Auto Fleet Group

A Division of Chevrolet of Watsonville

490 Auto Center Drive, Watsonville, CA 95076

(855) 289-6572 • (831) 480-8497 Fax

Fleet@NationalAutoFleetGroup.com

R:10/22/2025

Quote ID: **30850RL R1**

Mr Ruben Salas

City of Costa Mesa

Fleet Maintenance Supervisor

Costa Mesa, California, 92626

Dear Mr Ruben Salas,

National Auto Fleet Group is pleased to quote the following vehicle(s) Upfit, (Sourced Item) and Accessories for your consideration.

Eight (8) New/Unused (Allmand GR Series Light Towers pkg) and delivered to your department yard, each for

One Unit		Extended Unit's (8)
Subtotal	\$12,430.00	\$99,440.00
Tax (7.7500 %)	\$963.32	\$7,706.60
Transportation	\$343.75	\$2,750.00
Total	\$13,737.07	\$109,896.60

- per the attached specifications.

This vehicle(s) Upfit is available under the **Sourcewell Contract 091521-NAF**. Please reference this Bid number on all purchase orders.

Thank you in advance for your consideration. Should you have any questions, please do not hesitate to call.

Sincerely,

Jesse Cooper
National Fleet Manager
Email: Fleet@NationalAutoFleetGroup.com
Office: (855) 289-6572
Fax: (831) 480-8497

Quoting Department
Account Manager
Fleet@NationalAutoFleetGroup.com
(855) 289-6572



Purchase Order Instructions & Resources

In order to finalize your purchase please submit this purchase packet to your governing body for a purchase order approval and submit your purchase order in the following way:

Email: Fleet@NationalAutoFleetGroup.com

Fax: (831) 480-8497

Mail: National Auto Fleet Group

490 Auto Center Drive

Watsonville, CA 95076

We will send a courtesy confirmation for your order and a W-9 if needed.

Additional Resources

Learn how to track your vehicle: www.NAFGETA.com

Use the upfitter of your choice: www.NAFGpartner.com

Vehicle Status: ETA@NationalAutoFleetGroup.com

General Inquiries: Fleet@NationalAutoFleetGroup.com

For general questions or assistance please contact our main office at:

1-855-289-6572



www.powertriprentals.com

Rented from

2501 Orange Ave
Signal Hill, CA 90755

562-606-2727 Phone

Customer #: 7108

NATIONAL AUTO FLEET GROUP
490 AUTO CENTER DR
WATSONVILLE, CA 95076

Phone 855-289-6572

Remit To:

2501 ORANGE AVE
SIGNAL HILL, CA 90755
855-797-8747 Phone

Status: Quote

Quote #: q16043-1

Quoted: Mon 1/20/2025 9:00AM
Billed Thru: Mon 1/20/2025
Job Loc:
Job No: Pending
Ordered By: Randy Lester
Terms: Net 30
Operator: Rick Meier
Job Descr: Costa Mesa
PO #: Pending

Sales Rep: RICK

One Week Lead Time-----
Sale Of New Equipment
Allmand GR Series Light Towers
White Paint
Kubota Z482 Engine
Linz Generator
360 Watt LED

Qty	Key	Items Sold	Status	Each	Price
16	.ALLMAND GR SE-1	ALLMAND GR SERIES	Retail	\$11,300.00	\$180,800.00
1	.FREIGHT-1	FREIGHT	Retail	\$5,500.00	\$5,500.00

Quote valid for 30 days.

Please send payment remittances to:
Routing: 322271627 Checking: 516105159

Signature: _____
NATIONAL AUTO FLEET GROUP

Sales:	\$186,300.00
Subtotal:	\$186,300.00
Total:	\$186,300.00
Paid:	\$0.00
Amount Due:	\$186,300.00




NIGHT-LITE™ GR-SERIES

LIQUID-COOLED 3kW

The **Night-Lite™ GR-Series Liquid-Cooled 3kW** light tower, your compact workhorse for better efficiency, brighter light, and longer run times — so you get more done on the jobsite.

- Kubota diesel engine with 63-gallon fuel tank: 313-hour run time with 350-watt lights; 360-hour run time with optional 250-watt lights.
- Four 350-watt LED fixtures produce 228,560 total lumens and 45,000 ft² area at 0.5 ft-c: 22% more lumen output and 19,400 ft² more light area than the leading competitor.
- Best-in-class 1,000-hour oil change interval: lower maintenance expenses.



KEY FEATURES

Night-Lite GR-Series Liquid-Cooled 3kW

(4) 350W SMD Style LED Light Fixtures (Standard)

(4) 250W SMD Style LED Light Fixtures (Optional)

Mast
Flexible lighting with a vertical mast extending to 23 feet (7 meters)

60 MPH (96 km/h) Operating Wind Speed Rating

Vertical Tower
Easy to raise and lower with a dual-handle manual winch

355 Degree Rotation
Increase flexibility in light spread

Up to 313 Hour Run Time
with 350 watt LED (Standard);
Up to 360 Hour Run Time
with 250 watt LED (Optional)

Fuel Tank
63 gallon (238 liter)
fuel tank extends operation

Foldable Tongue
Takes up less space on the job-site and in your yard

Standard Trailer Coupler 2" Ball

Stabilizers
Steel tongue jack foldable with dual pins, 3 point outriggers

Heavy-duty Leveling Jacks

Max Height
23 ft 0.0 in (7,010 mm)
Height
Transport Position
98.5 in (2,502 mm)

Deep Sea L401 Controller*
Low Fuel Level Shutdown
Fuel Level Reading

Liquid-Cooled Engine

Service Interval
1000 hour oil change interval

Lifting Eye

Max Width
98.0 in (2,489 mm)

Width
Transport Position
50.5 in (1,283 mm)

Length
82.5 in (2096 mm)

Operating Temperatures
Max: 120°F (49°C)
Min: -40°F (-40°C)
(Arctic Package required)

CSA Approved

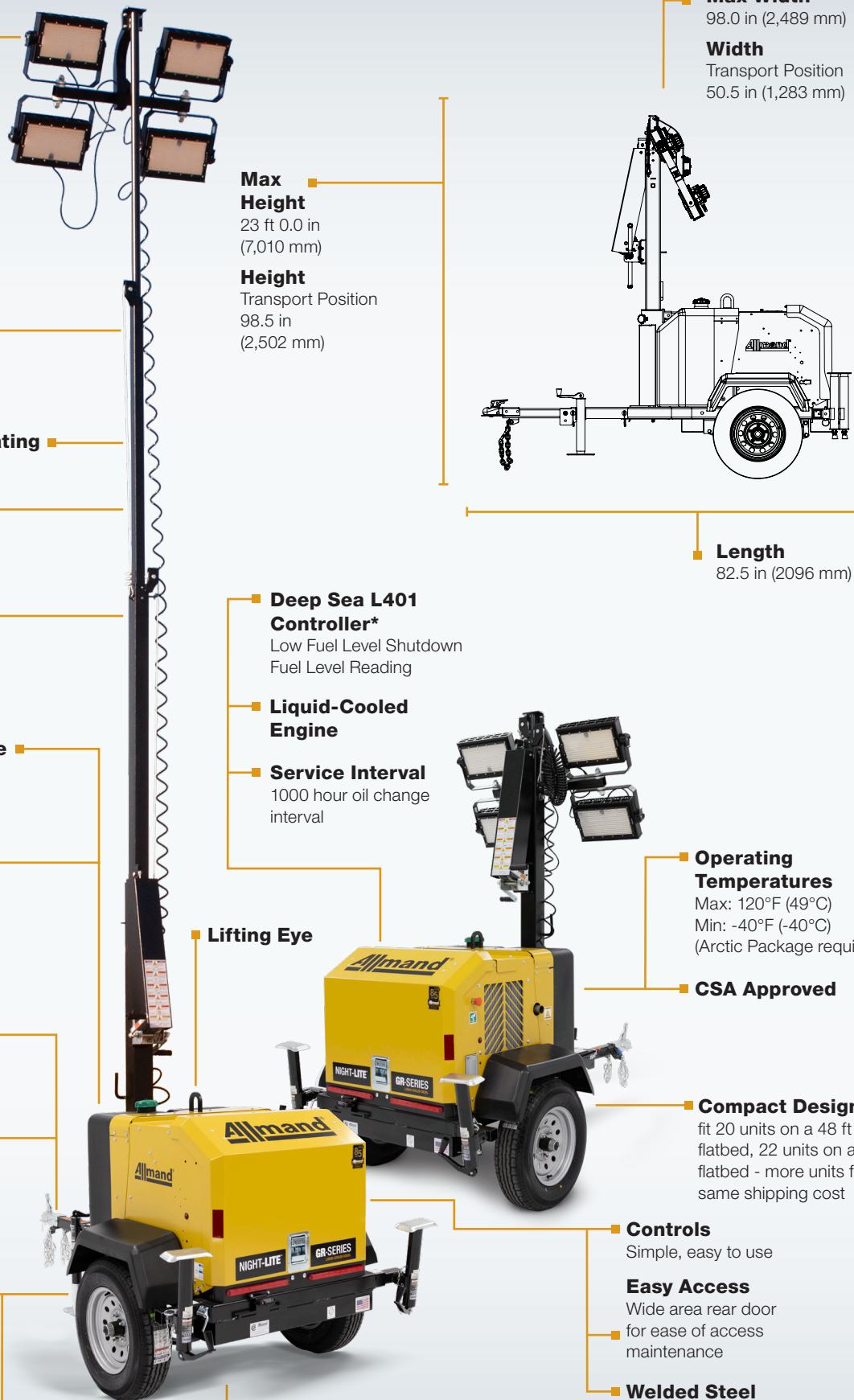
Compact Design
fit 20 units on a 48 ft flatbed, 22 units on a 53 ft flatbed - more units for the same shipping cost

Controls
Simple, easy to use

Easy Access
Wide area rear door
for ease of access maintenance

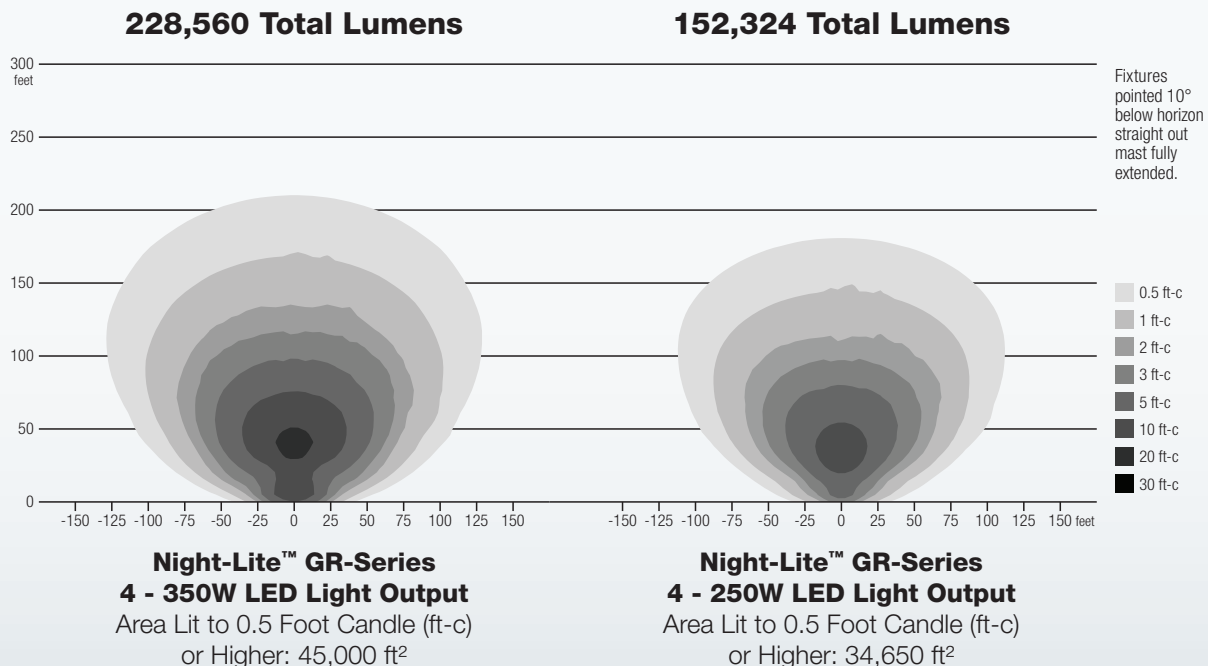
Welded Steel Frame with Lockable Door

Forklift Pockets
easily load and unload equipment



Model	NLGR LC3kW
Liquid-Cooled Engine Brand / Model	Kubota Z482
Estimated Engine Prime Power (kW)**	3
Fuel Capacity - gal (L)	63 (238)
Horsepower (@ 1,800 RPM) ***	5.1
Engine Tier	Tier 4 Final
Light Type – LED	
LED Wattage	350 W
Light Output - Per Lamp (Lumens)	57,140
Lumens Total	228,560
LED Wattage	250 W
Light Output - Per Lamp (Lumens)	38,081
Lumens Total	152,324
Operating Time (Hrs) 250 W LED	360
Operating Time (Hrs) 350 W LED	313
Estimated LED Life (hrs) **	50,000
Features	
Outlets	Outlet - Single 120V / 20A GFI
Weights & Shipping	
Shipping Weight (No Fuel) - lbs (kg)	1,200 (544)
Net Weight (Dry) - lbs (kg)	1,155 (524)
Net Weight (Wet) - lbs (kg)	1,580 (717)
Number of Units on 48' Flatbed	20
Number of Units on 53' Flatbed	22

LIGHT COVERAGE



OPTIONS

Night-Lite GR-Series Liquid-Cooled 3kW

Arctic Package (includes 120V immersion style block heater & HD battery)

Heated Fuel-Water Separator

250W LED Lights

LED Diffuser Panels

Custom Paint

Telematics Package (customer supplied – standard factory lead time for design)

Galvanized Tower

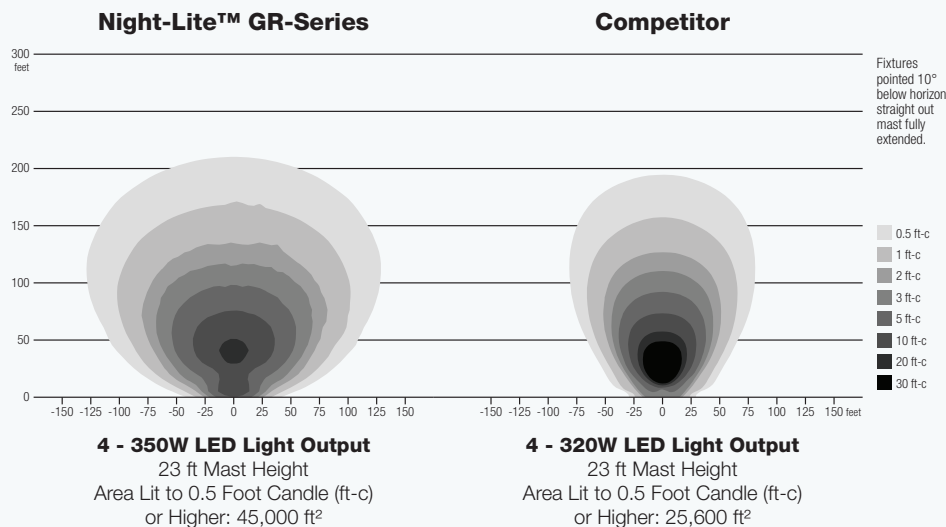
Electric Winch

Reversible Coupler Ball and Lunette Ring (no Bulldog)

Lunette Ring (no Reversible Coupler)

Bulldog Hitch (no Reversible Coupler)

ALLMAND 350W LED COMPARED TO LEADING COMPETITOR LED LIGHTS



Allmand 350W LED vs 320W LED

• Ft² Area Illuminated

- 45,000 ft² vs 25,600 ft²
- 19,400 ft² additional area
- 76% increase in light coverage

• Lumen Output

- 228,560 vs 188,000 total lumens
- 40,560 additional lumens
- 22% increase in light brightness

Allmand Data obtained by 3rd party independent test lab for 23 ft tower at 10° below horizon. Note: See individual product sale sheets for each light plant light map details.



COMPROMISE NOTHING.

At Allmand, our sole focus is providing jobsite support equipment to help your customers get the job done. Whenever they need it. Wherever they are. And whatever it takes. What's more, our genuine commitment to you — the highest standard of service and lowest total cost of ownership — is simply unmatched. Choose the equipment that comes with complete confidence that jobsite productivity won't go dark at 2 a.m.

Allmand. Above All.

Allmand®

BRIGGS & STRATTON

Milwaukee, WI 53201-0702 USA

(414) 259-5333

Copyright ©2023. All rights reserved.