
























Legend

 Costa Mesa

Zoning

-  AP - Administrative Professional
-  IR-MLT - Institutional Recreational I
-  R1 - Single-Family Residential
-  R2-MD - Multiple-Family Residential
-  R2-HD - Multiple-Family Residential
-  R3 - Multiple Family Residential
-  MG - General Industrial
-  MP - Industrial Park
-  PDI - Planned Development Indust
-  C1 - Local Business
-  C2 - General Business
-  C1-S - Shopping Center
-  TC - Town Center
-  PDR-NCM - Planned Development Mesa
-  I&R - Institutional Recreational
-  I&R-S - Institutional Recreational - S
-  P - Parking
-  CL - Commercial Limited
-  PDC - Planned Development Comr
-  PDR-LD - Planned Development R
-  PDR-MD - Planned Development R Density
-  PDR-HD - Planned Development R

1: 2,711 



Notes