
























- ### Legend
-  Costa Mesa
 - Zoning**
 -  AP - Administrative Professional
 -  IR-MLT - Institutional Recreational I
 -  R1 - Single-Family Residential
 -  R2-MD - Multiple-Family Residentie
 -  R2-HD - Multiple-Family Residentia
 -  R3 - Multiple Family Residential
 -  MG - General Industrial
 -  MP - Industrial Park
 -  PDI - Planned Development Indust
 -  C1 - Local Business
 -  C2 - General Business
 -  C1-S - Shopping Center
 -  TC - Town Center
 -  PDR-NCM - Planned Development Mesa
 -  I&R - Institutional Recreational
 -  I&R-S - Institutional Recreational - S
 -  P - Parking
 -  CL - Commercial Limited
 -  PDC - Planned Development Comr
 -  PDR-LD - Planned Development R
 -  PDR-MD - Planned Development R Density
 -  PDR-HD - Planned Development R

Notes

2801 Harbor Blvd. (PA-21-25)

