

PROPOSED CAPITAL IMPROVEMENT PROGRAM BUDGET

FISCAL YEAR 2023/24

City Council Study Session
April 11, 2023



THE CIP PROCESS

CIP BUDGET OVERVIEW

- Financed from **multiple** funding sources
 - Can include Federal, State, County, & local funds
 - Funding sources may have different **restrictions** regarding eligible projects, record retention schedules, & reporting
- Often involve **multiple levels** of governmental oversight, coordination, approval, and auditing
- Requires **extensive coordination** from all City departments, City Attorney's Office, and related grantors
- CIP Project Financial Threshold in Costa Mesa: **\$30,000**



CIP PROJECTS OVERVIEW



By definition a **multi-year program**



Demonstrates the next round of **project priorities**



Projects typically not completed in one year



Projects undergo several **distinct phases** over multiple years:

- Project identification/ idea is developed
- Design phase
- Bidding phase
- Contract selection and award
- Construction phase
- Project completion



CIP: CURRENT AND FUTURE YEARS

- CIP programs encompass both current year (ongoing projects) and proposed future year projects
- City staff are dedicated to producing a high-quality CIP program and projects
- Staff has won numerous awards for CIP projects
 - Current year – Award for Randolph Avenue Multimodal Improvements





FY 2022/23 CURRENT CIP UPDATE



CONTEXTUAL BACKGROUND

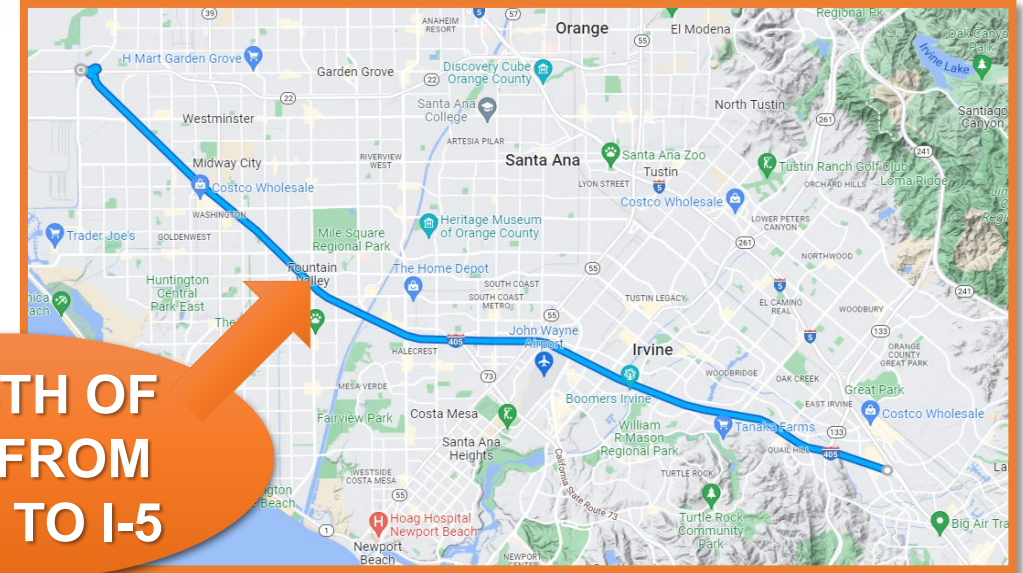
- Public Works projects are encountering significant challenges:
 - Inflation
 - Contractor participation
 - Worker shortages
 - Project delays
- The Public Works Department continues to deliver and make progress on various Capital Improvement Projects.



CITYWIDE STREET IMPROVEMENTS

- Streets improved include a combination of slurry seal and full-depth pavement rehabilitation
 - Approx. 21 lane miles, or 111,700 lineal feet
- Streets improved include:
 - Wilson Street
 - Numerous residential streets north of Gisler Avenue in the Mesa Verde neighborhood
- Started construction on Placentia Avenue
- Costa Mesa has maintained “very good” PCI of 83.1

LENGTH OF
I-405 FROM
SR-22 TO I-5



- Total allocation of approx. \$9 M from various funding sources:
 - Gas Tax
 - Road Maintenance and Rehabilitation Account (RMRA)
 - Community Development Block Grant (CDBG)
 - Capital Improvement Funds

CITYWIDE STREET IMPROVEMENTS

BEFORE



BEFORE



IOWA STREET



MINNESOTA AVENUE


WILSON STREET IMPROVEMENT PROJECT



SIDEWALKS AND PARKWAYS


- Reconstructed approx. 50,000 square feet of new sidewalks
- Other improvements include:
 - New curbs & gutters
 - Driveways
 - Curb ramps
 - Cross gutters
- Improvement locations include:
 - Monrovia Avenue
 - Placentia Avenue
 - West 19th Street
 - Wilson Street
 - Newport Boulevard/Industrial Way

NEARLY
SIZE 1
FOOTBALL
FIELD



CITY HALL EXTERIOR PAINT


- Pressure wash and removal of peeling paint
- Priming and application of new paint
- New color scheme for City Hall
- Walkway canopies in front of City Hall and Police Department also painted



CITYWIDE PARKWAY IMPROVEMENTS



**MONROVIA
AVENUE**



**NEWPORT BLVD. &
INDUSTRIAL WAY**



**NEW TREES ALONG
PLACENTIA AVENUE**

HVAC INSTALLATIONS AT CITY FACILITIES

- Replaced Heating, Venting and Air Conditioning (HVAC) systems at:
 - Costa Mesa Historical Society
 - City Hall Finance Department
 - Fire Station No. 6
 - Downtown Recreation Center
- Improved air circulation and control at above facilities



**COSTA MESA
HISTORICAL SOCIETY**

**FIRE STATION
NO. 6**



LIONS PARK IMPROVEMENTS

- Downtown Aquatic Center
 - Demolition and removal of existing plaster and tile
 - Refinished with new plaster and tile
- Norma Hertzog Community Center Courtyard
 - New concrete patio with seating and tables
 - Enhanced landscaping and accent lighting
- Donald Dungan Library Musical Instruments
 - Gift by the Friends of Library
 - 6 musical instruments
 - Installed by Public Works maintenance staff



FY
22/23

JACK HAMMETT SPORTS COMPLEX COMPLETED



CITYWIDE RESIDENTIAL PERMIT PROGRAM

- Project aims to provide equitable access, sustainable parking solutions, and efficient program management
- City Council approved the new Residential Permit Parking (RPP) Program guidelines
- Expanded permit eligibility to all households consistent with State Attorney General opinion
- Engaged in community outreach on the new program and implementation
- Launched and on-line portal to manage permits
- Implementation of automated enforcement
- Phased implementation of the RPP program underway



ACTIVE TRANSPORTATION IMPROVEMENTS

- Bike racks installed in commercial areas citywide
- Improved Class II bicycle facilities along California Street, Wilson Street
- Class III bicycle facilities along Royal Palm Drive, Tustin Avenue and Golf Course Drive
- Citywide Bicycle Wayfinding Signage Design



FY
22/23

ACTIVE TRANSPORTATION IMPROVEMENTS

```

graph LR
    A[PROJECT IDENTIFICATION] --> B[DESIGN PHASE]
    B --> C[BIDDING PHASE]
    C --> D[CONTRACT AWARD]
    D --> E[CONSTRUCTION PHASE]
    E --> F[PROJECT COMPLETE]
  
```

PROJECT IDENTIFICATION → **DESIGN PHASE** → **BIDDING PHASE** → **CONTRACT AWARD** → **CONSTRUCTION PHASE** → **PROJECT COMPLETE**

```

graph LR
    A[PROJECT IDENTIFICATION] --> B[DESIGN PHASE]
    B --> C[BIDDING PHASE]
    C --> D[CONTRACT AWARD]
    D --> E[CONSTRUCTION PHASE]
    E --> F[PROJECT COMPLETE]
  
```

PROJECT IDENTIFICATION → **DESIGN PHASE** → **BIDDING PHASE** → **CONTRACT AWARD** → **CONSTRUCTION PHASE** → **PROJECT COMPLETE**

```

graph LR
    A[PROJECT IDENTIFICATION] --> B[DESIGN PHASE]
    B --> C[BIDDING PHASE]
    C --> D[CONTRACT AWARD]
    D --> E[CONSTRUCTION PHASE]
    E --> F[PROJECT COMPLETE]
  
```

PROJECT IDENTIFICATION → **DESIGN PHASE** → **BIDDING PHASE** → **CONTRACT AWARD** → **CONSTRUCTION PHASE** → **PROJECT COMPLETE**

```

graph LR
    A[PROJECT IDENTIFICATION] --> B[DESIGN PHASE]
    B --> C[BIDDING PHASE]
    C --> D[CONTRACT AWARD]
    D --> E[CONSTRUCTION PHASE]
    E --> F[PROJECT COMPLETE]
  
```

PROJECT IDENTIFICATION **DESIGN PHASE** **BIDDING PHASE** **CONTRACT AWARD** **CONSTRUCTION PHASE** **PROJECT COMPLETE**

```

graph LR
    A[PROJECT IDENTIFICATION] --> B[DESIGN PHASE]
    B --> C[BIDDING PHASE]
    C --> D[CONTRACT AWARD]
    D --> E[CONSTRUCTION PHASE]
    E --> F[PROJECT COMPLETE]
  
```

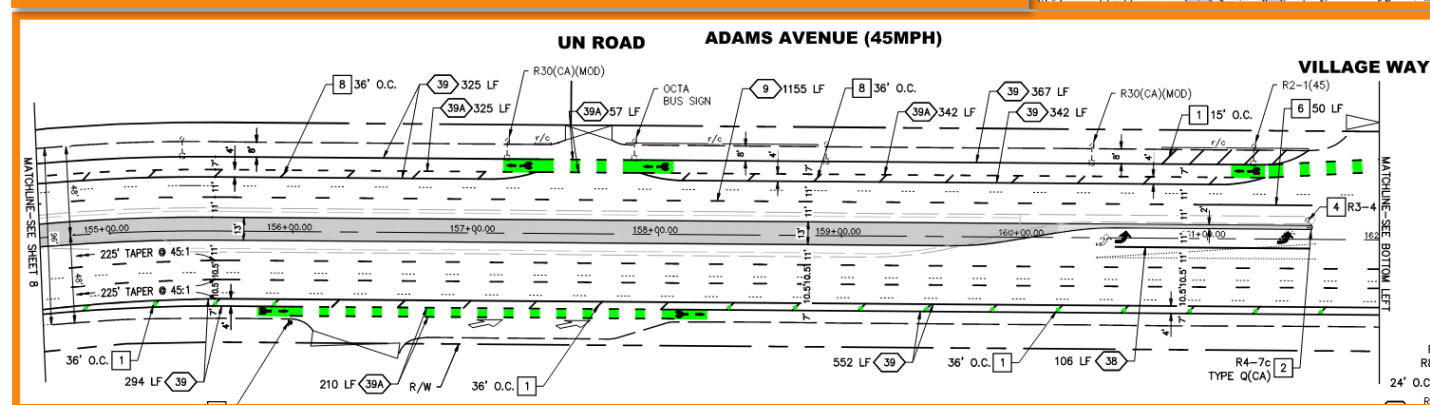
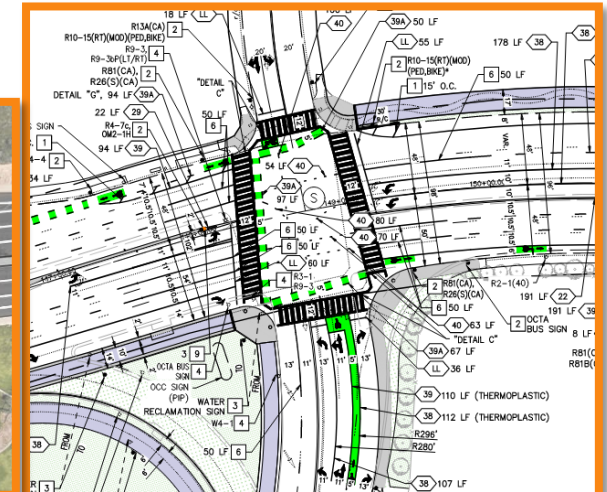
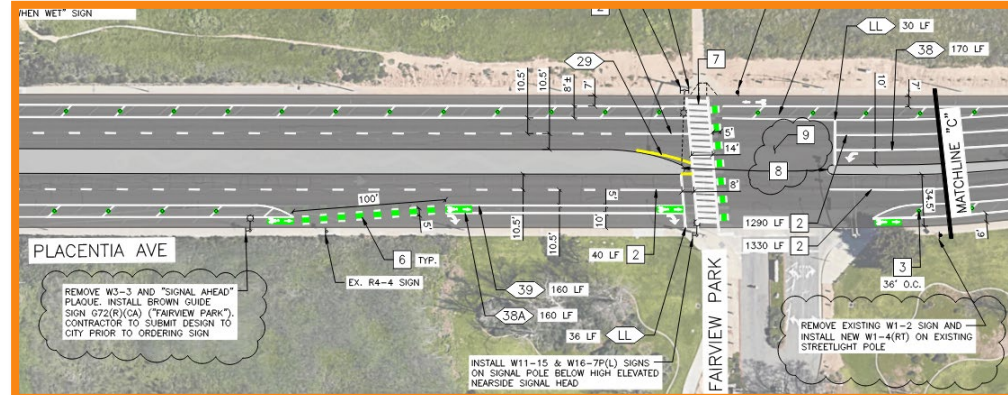
PROJECT IDENTIFICATION **DESIGN PHASE** **BIDDING PHASE** **CONTRACT AWARD** **CONSTRUCTION PHASE** **PROJECT COMPLETE**

```

graph LR
    A[PROJECT IDENTIFICATION] --> B[DESIGN PHASE]
    B --> C[BIDDING PHASE]
    C --> D[CONTRACT AWARD]
    D --> E[CONSTRUCTION PHASE]
    E --> F[PROJECT COMPLETE]
  
```

PROJECT IDENTIFICATION → **DESIGN PHASE** → **BIDDING PHASE** → **CONTRACT AWARD** → **CONSTRUCTION PHASE** → **PROJECT COMPLETE**

- Adams/Pinecreek Intersection
- Adams Avenue Bicycle Facility (Fairview to Harbor)
- Placentia Avenue – Class II and IV
- Fairview Road Class IV (Newport to Fair) Underway



FY
22/23

ACTIVE TRANSPORTATION IMPROVEMENTS

PROJECT
IDENTIFICATION

DESIGN
PHASE

BIDDING
PHASE

CONTRACT
AWARD

CONSTRUCTION
PHASE

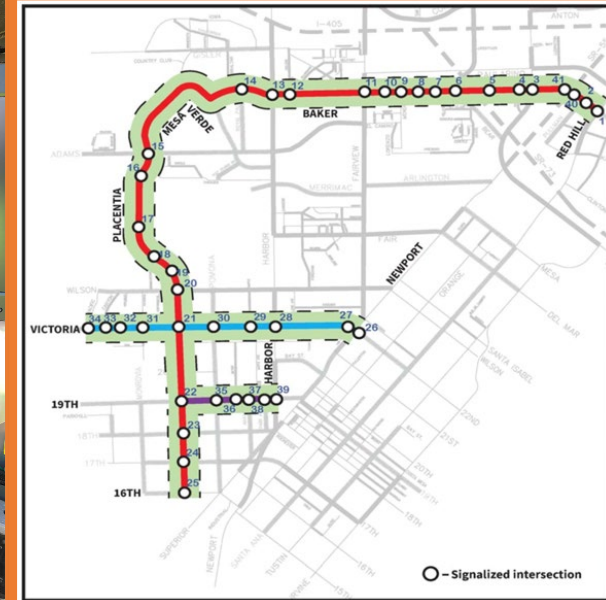
PROJECT
COMPLETE

- Newport Boulevard at Industrial Way
- Tustin Avenue at Woodland Place



BAKER/PLACENTIA/VICTORIA/WEST 19TH TSSP

- Implemented Leading Pedestrian Intervals (LPI) at 26 intersections
- Installed video detection for bicycles
- Improved bicycle timing at 19 intersections
- Installed GPS Emergency Vehicle Preemption at 6 intersections





FY 2023/24 PROPOSED CIP



CONTEXTUAL BACKGROUND

- The FY 2023/24 CIP Budget meets the 5% Capital Asset Needs (CAN) ordinance requirement.
- Projects were identified based on:
 - City Council Priorities as identified in Goals and Objectives
 - Commissions, committee and community feedback
 - Department requests
 - Infrastructure and facility needs





CONTEXTUAL BACKGROUND

- Significant share of CIP (50%) is from Grants
 - ✓ **\$10 Million** through Senator Min
 - ✓ **\$1.2 Million** through Assemblywoman Petrie-Norris
 - ✓ **\$3.2 Million** through Supervisor Foley
 - ✓ **\$0.6 Million** from Federal Safe Streets and Roads for All grant program



FUNDING SOURCES

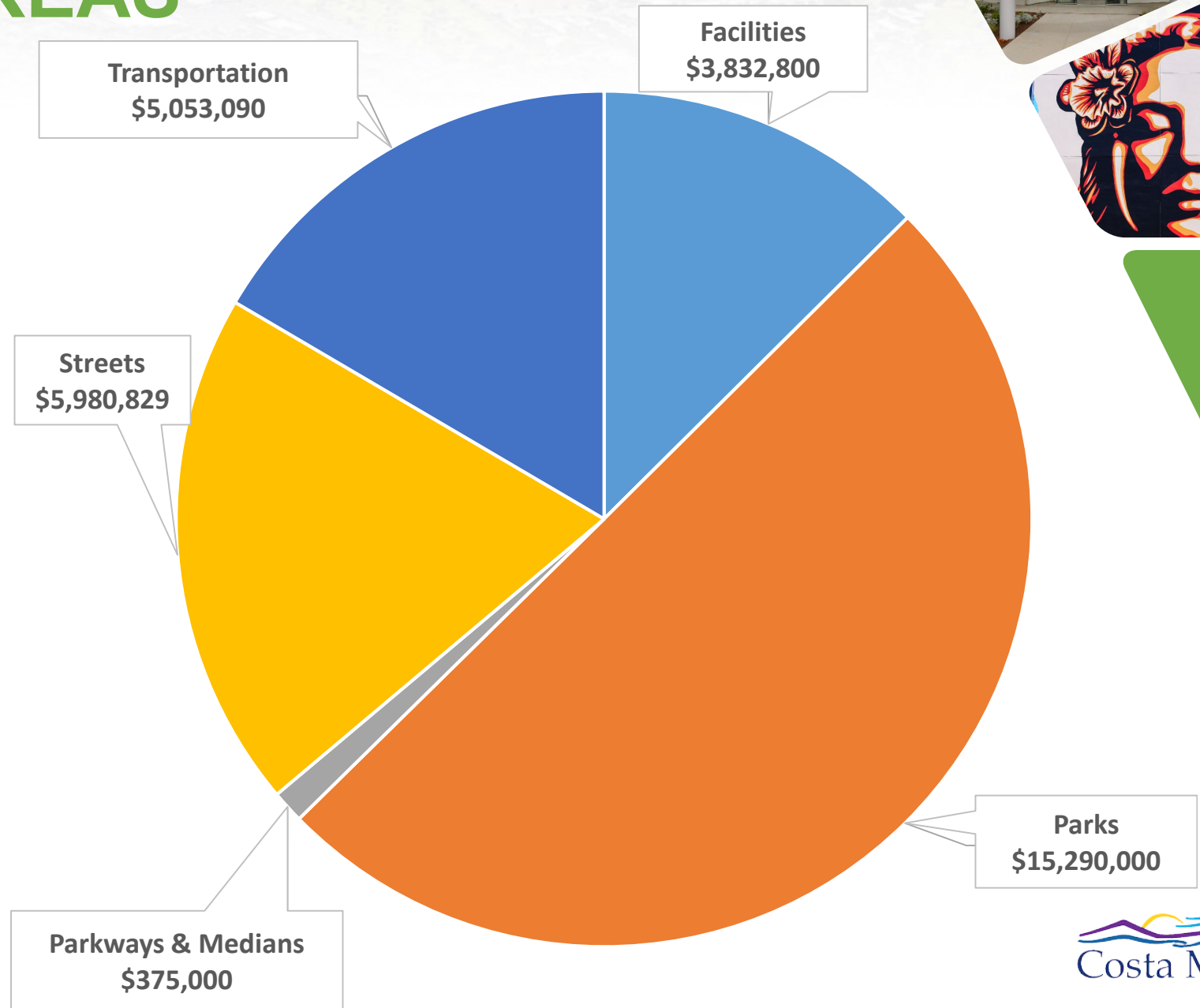
Primary funding sources for CIP include:

Capital Improvement Fund (GF)	\$6,415,418
Gas Tax (RMRA)	\$2,780,829
Measure M2 Competitive and Fairshare	\$3,275,000
Traffic Impact Fees	\$2,050,000
Park Development Fees Fund	\$640,000
Golf Course Improvement Fund	\$300,000
Drainage Fees	\$40,000
Grant Funds	\$15,030,472
TOTAL	\$30,531,719



IMPROVEMENT AREAS

- FY 2023/24 CIP projects are Citywide
- The projects address needs from all departments and span a variety of improvement areas



QUICK FACTS

46

Projects recommended

\$30.5M

Total CIP amount
(\$5 M more than previous FY)

\$15M

Various Grants



CAPITAL IMPROVEMENT PROGRAM

Capital Improvement Projects by Funding Source

Proposed Fiscal Year 2023-24

No.	Category/Project Title	Park Dev. Fees Fund 208	Drainage Fund 209	Traffic Impact Fee Fund 214	Gas Tax (RMRA) Fund 251	Capital Improve. Fund 401	Measure M2 Regional Fund 415	Measure M2 Fairshare Fund 416	Golf Course Improv. Fund 413	Grant Fund 230/231/232	Total
FACILITIES											
1	Building Modification Projects					\$ 282,800					\$ 282,800
2	City Hall - 1st Floor Finance Security & Efficiency Reconfiguration					\$ 250,000					\$ 250,000
3	Civic Center - Painting, Carpet Replacement, and Miscellaneous Improvements					\$ 150,000					\$ 150,000
4	Corp Yard- Installation of HVAC Rooftop Unit					\$ 125,000					\$ 125,000
5	Costa Mesa Country Club Grounds Improvements								\$ 300,000		\$ 300,000
6	Costa Mesa Country Club Modernization					\$ 400,000					\$ 400,000
7	Fire Station 2 Reconstruction					\$ 1,000,000					\$ 1,000,000
8	Fire Station 3 Replacement Fuel Tank					\$ 275,000					\$ 275,000
9	Fire Stations - Minor Projects at Various Fire Stations					\$ 150,000					\$ 150,000
10	Police Department - Carpet Replacement & Interior and Exterior Repaint					\$ 500,000					\$ 500,000
11	Westside Police Sub-Station Improvement Design					\$ 400,000					\$ 400,000
TOTAL FACILITIES		\$ -	\$ -	\$ -	\$ -	\$ 3,532,800	\$ -	\$ -	\$ 300,000	\$ -	\$ 3,832,800
PARKS											
12	Balearic Community Center Asphalt Surfacing					\$ 150,000					\$ 150,000
13	Brentwood Park Improvements	\$ 400,000									\$ 400,000
14	Fairview Park - Educational Hubs and Signage	\$ 90,000									\$ 90,000
15	Fairview Park - Fencing, Signage, and Trail Restoration	\$ 150,000									\$ 150,000
16	Fairview Park - Mesa Restoration & Cultural Resource Preservation CA-ORA-58 ¹									\$ 2,000,000	\$ 2,000,000
17	Fairview Park - Pump Station and Wetlands Recirculation System ¹									\$ 500,000	\$ 500,000
18	Fairview Park - West Bluff Stabilization and Restoration ¹									\$ 2,000,000	\$ 2,000,000
19	Jack Hammett Sports Complex LED Retrofit ¹									\$ 900,000	\$ 900,000
20	Shalimar Park Improvements ¹									\$ 1,000,000	\$ 1,000,000
21	Tennis Center Improvements ¹									\$ 320,000	\$ 320,000
22	Tewinkle Athletic Complex Improvements ¹									\$ 1,150,000	\$ 1,150,000
23	TeWinkle Park LED Retrofit ¹									\$ 130,000	\$ 130,000
24	TeWinkle Park Lake Repairs ¹									\$ 2,000,000	\$ 2,000,000
25	Ketchum-Libolt Park Expansion									\$ 1,200,000	\$ 1,200,000
26	Lions Park Café									\$ 1,200,000	\$ 1,200,000
27	TeWinkle Skate Park Expansion									\$ 2,000,000	\$ 2,000,000
28	Park Sidewalk / Accessibility Program					\$ 50,000					\$ 50,000
29	Various Parks - Playground Repairs and Replacement					\$ 50,000					\$ 50,000
TOTAL PARKS		\$ 640,000	\$ -	\$ -	\$ -	\$ 250,000	\$ -	\$ -	\$ -	\$ 14,400,000	\$ 15,290,000

CAPITAL IMPROVEMENT PROGRAM

Capital Improvement Projects by Funding Source Proposed Fiscal Year 2023-24

No.	Category/Project Title	Park Dev. Fees Fund 208	Drainage Fund 209	Traffic Impact Fee Fund 214	Gas Tax (RMRA) Fund 251	Capital Improve. Fund 401	Measure M2 Regional Fund 415	Measure M2 Fairshare Fund 416	Golf Course Improv. Fund 413	Grant Fund 230/231/232	Total
PARKWAY & MEDIANS											
30	Parkway & Medians Improvement Program							\$ 175,000			\$ 175,000
31	Westside Restoration Project					\$ 200,000					\$ 200,000
	<i>TOTAL PARKWAY & MEDIANS</i>	\$ -	\$ -	\$ -	\$ -	\$ 200,000	\$ -	\$ 175,000	\$ -	\$ -	\$ 375,000
STREETS											
32	Citywide Alley Improvements							\$ 100,000			\$ 100,000
33	Citywide Catch Basin and Water Quality Improvement Project		\$ 40,000				\$ 160,000				\$ 200,000
34	Citywide Street Improvements					\$ 900,000		\$ 2,000,000			\$ 2,900,000
35	Fairview Road Rehabilitation Project (RMRA)				\$ 2,780,829						\$ 2,780,829
	<i>TOTAL STREETS</i>	\$ -	\$ 40,000	\$ -	\$ 2,780,829	\$ 900,000	\$ 160,000	\$ 2,100,000	\$ -	\$ -	\$ 5,980,829
TRANSPORTATION											
36	Adams Avenue at Pinecreek Drive Improvements			\$ 600,000				\$ 600,000			\$ 1,200,000
37	Adams Avenue Bicycle Facility Project from Fairview to Harbor			\$ 500,000							\$ 500,000
38	Adams Avenue Undergrounding Project					\$ 1,250,000					\$ 1,250,000
39	Baker Street at Babb Street Signal Modifications							\$ 240,000			\$ 240,000
40	Bicycle and Pedestrian Infrastructure Improvements			\$ 50,000							\$ 50,000
41	Citywide Bicycle Rack Improvements			\$ 50,000							\$ 50,000
42	Citywide Bicycle Trail Wayfinding Signage					\$ 50,000					\$ 50,000
43	Citywide Class II, III and IV Bicycle Projects			\$ 200,000							\$ 200,000
44	Citywide Neighborhood Traffic Improvements					\$ 75,000					\$ 75,000
45	Fairview Road Improvement Project from Fair to Newport			\$ 650,000							\$ 650,000
46	Safe Routes to School Action Plan					\$ 157,618				\$ 630,472	\$ 788,090
	<i>TOTAL TRANSPORTATION</i>	\$ -	\$ -	\$ 2,050,000	\$ -	\$ 1,532,618	\$ -	\$ 840,000	\$ -	\$ 630,472	\$ 5,053,090
Total One-Year Capital Improvement Projects		\$ 640,000	\$ 40,000	\$ 2,050,000	\$ 2,780,829	\$ 6,415,418	\$ 160,000	\$ 3,115,000	\$ 300,000	\$ 15,030,472	\$ 30,531,719

NOTE: 1. The projects and the funding for \$10 million in grant through Senator Min will be finalized based on input from Parks and Community Services Commission and City Council.



FY 2023/24 PROPOSED CIP PROJECTS



FY 2023/24 PHASE 1 PROJECTS

(Grant funded and MOE Requirement)

TEWINKLE PARK - SKATE PARK EXPANSION


\$2.0M

- \$2.0 Million in new funding through Supervisor Foley
- Expand skate park footprint to provide a new dedicated area for youth/beginner skaters and add new elements like a pump track and other features
- Community outreach and presentations during design phase



KETCHUM-LIBOLT PARK EXPANSION

\$1.5M



- \$1.2 Million grant through Assemblymember Petrie-Norris
- \$0.3 Million per-capita state grant
- Ketchum-Libolt Park is proposed to be expanded in order to provide additional park features and enhancements.
- Additional park area will make room for:
 - A new playground
 - Vibrant landscaping and grounds
 - Additional elements that will contribute to expanded neighborhood park usage and activities

SHALIMAR PARK IMPROVEMENTS

\$1.0M



- Part of \$10 Million grant from Senator Min
- Shalimar Park and Westside neighborhood is in need of enhancements as well as additional park space to serve the surrounding residents
- Increased park area will accommodate:
 - A new playground
 - Dynamic landscaping and grounds
 - Features that will commit to an environment promoting family activities and outings
- Community outreach meetings will be conducted to determine and implement both short-term and long-term improvements

FAIRVIEW PARK IMPROVEMENTS

\$ TBD

- Mesa Restoration
 - Removal of unsuitable fill material
 - Restoration of native habitat
- Bluff Stabilization and Restoration
 - Bluff repair on most impacted areas
 - Stabilization and restoration
- Fairview Ponds – Wetlands and Riparian Habitat
 - Recirculation system and pump improvements



LIONS PARK CAFE

\$ 1.2M

Lions Park Café is a stand-alone dining facility with a catering kitchen for serving meals to the community and park visitors

- \$1.2 Million in new funding through Supervisor Foley.
- Approximately 1,000 square foot building.
- Consists of a concession counter, food preparation room, commercial warming and cooling kitchen equipment, an employee restroom, full-size storage room, telecom room, and a serving and snacking deck.
- Staff is currently reviewing the existing plans for current Building Code compliance.



TEWINKLE ATHLETIC COMPLEX IMPROVEMENTS

\$TBD

- Remove existing lighting at the TeWinkle Athletic Complex and replace with energy efficient LED lighting.
- Includes improvements to the fields to address ongoing drainage issues and the addition of batting cages.



FY
23/24

CITYWIDE STREET AND ALLEY IMPROVEMENTS

\$6.0M

\$0.9 M
CIP

\$2.8 M
RMRA

\$2.3 M
M2 FUND



FAIRVIEW ROAD

- Major streets citywide for improvement include:
 - Fairview Road (Adams Ave. to Fair Dr.)
 - Wilson Street (Placentia Ave. to Pacific Ave.)
 - Various residential streets
- Citywide alleys will be reconstructed from asphalt pavement to fiber reinforced concrete surfaces.



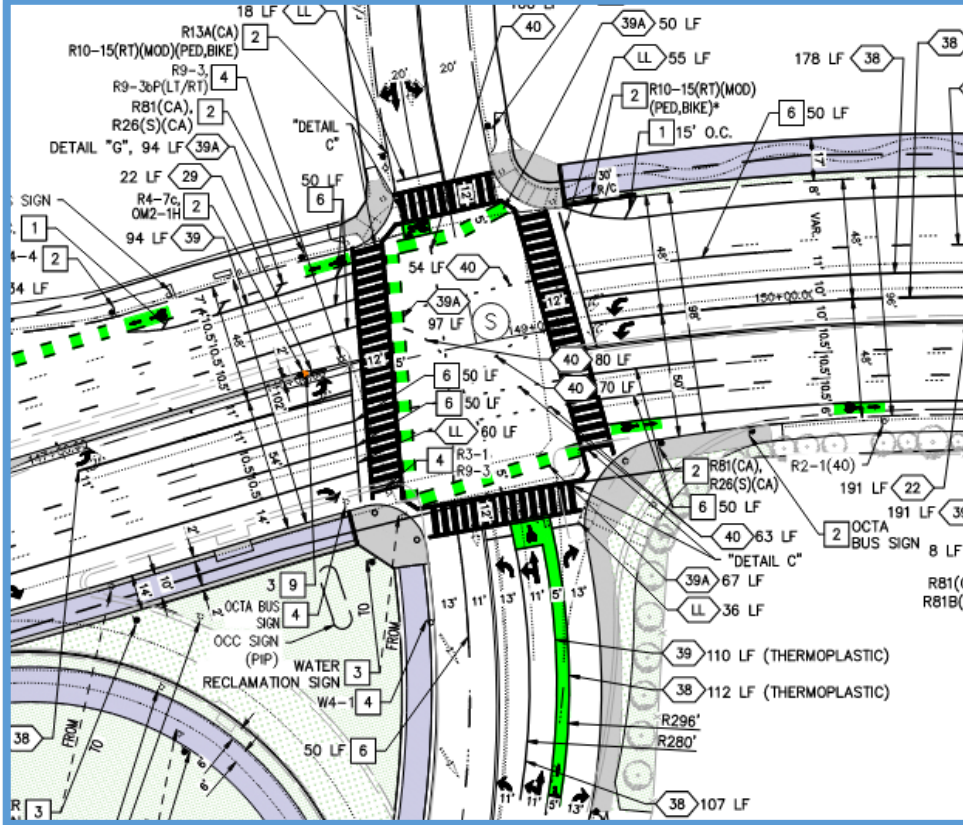
FY
23/24

ADAMS AVE./PINECREEK DRIVE INTERSECTION IMPROVEMENTS

\$1.2 M

\$600 K
TIF FUND

\$600 K
M2 FUND



- Additional funding for construction phase
- Design phase is complete.
- Enhanced scope of project
 - Class 1 bicycle facility within project area
 - Improved pedestrian and bicycle access to OCC
- \$515,000 grant funding from federal Bicycle Corridor Improvement Program
- \$250,000 funding from OCC

FY
23/24

FAIRVIEW ROAD IMPROVEMENT PROJECT


\$650 K

\$650 K
TIF FUND

\$331 K
GRANTS




- Funding for construction phase
- Fairview Road from Newport Boulevard to Fair Drive will undergo pavement rehabilitation and parkway concrete improvements
- Will include:
 - New signing and striping
 - Enhanced bicycle facilities including Class IV cycle tracks consistent with the Active Transportation Plan (ATP)
- Project will be financed through the 2021 Pavement Management Relief Funds (PMRF).



FY 2023/24 PHASE 2 PROJECTS

ACTIVE TRANSPORTATION IMPROVEMENTS

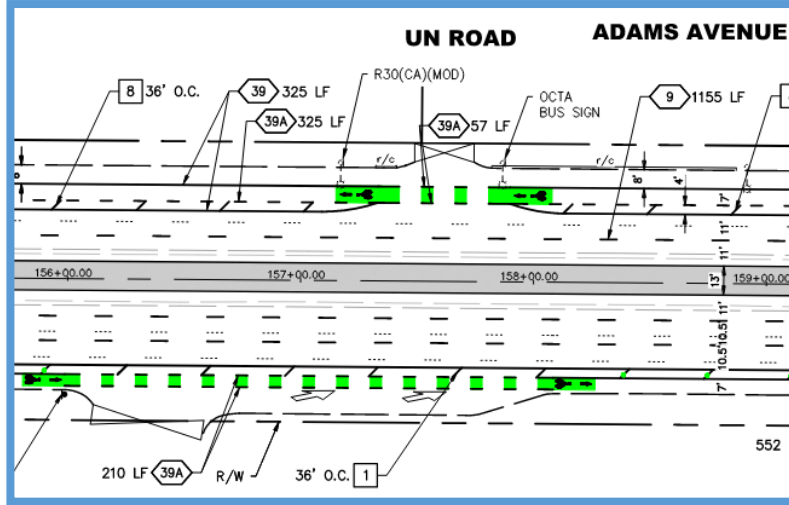
\$4.8 M



- Bicycle and Pedestrian Infrastructure Improvements
- Safe Routes to School Action Plan (Grant funded and Phase 1)
- Citywide Bicycle Rack Improvements

ACTIVE TRANSPORTATION IMPROVEMENTS

\$4.8 M



- Citywide Class II, III, and IV Bicycle Projects
- Citywide Neighborhood Traffic Calming
- Adams Avenue Active Transportation Improvements
- Fairview Road Active Transportation Improvements (in Phase 1)
- Citywide Bicycle Trail Wayfinding Implementation



COSTA MESA COUNTRY CLUB IMPROVEMENTS

\$700K

- Costa Mesa Country Club is in need of several improvements to the facilities as well as golf courses.
- Reconfiguration and refurbishment of indoor and outdoor spaces will provide additional public venues and opportunities to generate additional revenues.
- Golf courses need additional improvements to existing cart paths, construction of new cart paths, repair and refurbishment of bunkers, and replacement of netting.



BRENTWOOD PARK IMPROVEMENTS

\$400 K



- Additional funding for improvements to Brentwood Park for a total of \$650k including prior year allocations.
- This project aims to revitalize the park to include added and improved amenities
- Proposed new park features includes:
 - Upgraded playground equipment
 - Landscaping
 - Tree planting
 - Walkways
 - New shelter
 - Park lighting
 - Ancillary park facilities

ADDITIONAL INFORMATION

MAJOR PROJECTS UNDERWAY/SCHEDULED

Full listing of ongoing projects in **Attachment 3**.

Major projects include:

- Fire Station No. 2 Reconstruction
- Newport Boulevard Improvements (Bristol Street to 19th Street)
- Westside Restoration Project
- Placentia Avenue Rehabilitation and Active Transportation Improvements
- Mesa Del Mar Circulation Improvements
- Fairview Road (Newport to Fair) Active Transportation Improvements Design
- Traffic signal at 19th Street/Wallace and Pedestrian HAWK signals on Wilson Street and 18th Street
- TeWinkle Lakes Improvements (Design Phase)
- West 19th Street Active Transportation Improvements
- Police Department Range Remodel
- Fire Station 4 Training Tower
- City Hall Training Room

FIVE YEAR CIP (FY 2023/24 – 2027/28)

- Five Year plan includes projects deferred and those proposed in upcoming fiscal years
- **Attachment 2** includes proposed Five Year CIP
- Five Year plan is updated annually based on Goals and Priorities by City Council, input from commissions, committees and community, and best practices
- Projects listed from Year 2 - 5 and Future are for planning purposes and to plan for future grant opportunities



FY 2023/24 CIP & BUDGET CALENDAR

DATE	DESCRIPTION
April 11, 2023	City Council (Study Session) – CIP Presentation
April 12, 2023	Finance and Pension Advisory Committee – CIP Presentation
May 11, 2023	Parks and Community Services Commission – CIP Presentation
May 22, 2023	Planning Commission – CIP Presentation
TBD	City Council (Study Session) – Operating Budget Presentation
TBD	City Council – Operating Budget and CIP Public Hearing





Questions?