

CAPITAL IMPROVEMENT PROGRAM PARK PROJECTS

Parks and Community Services
Commission Meeting
May 11, 2023



CIP BUDGET OVERVIEW

- Financed from **multiple** funding sources
 - Can include Federal, State, County, & local funds
 - Funding sources may have different **restrictions** regarding eligible projects, record retention schedules, & reporting
- Often involve **multiple levels** of governmental oversight, coordination, approval, and auditing
- Requires **extensive coordination** from all City departments, City Attorney's Office, and related grantors
- CIP Project Financial Threshold in Costa Mesa: **\$30,000**



CIP PROJECTS OVERVIEW



By definition a **multi-year program**



Demonstrates the next round of **project priorities**



Projects typically not completed in one year



Projects undergo several **distinct phases** over multiple years:

- Project identification/ idea is developed
- Design phase
- Bidding phase
- Contract selection and award
- Construction phase
- Project completion



CIP: CURRENT AND FUTURE YEARS

- CIP programs encompass both current year (ongoing projects) and proposed future year projects
- City staff are dedicated to producing a high-quality CIP program and projects
- Staff has won numerous awards for CIP projects
 - Current year – Award for Randolph Avenue Multimodal Improvements





FY 2023/24 PROPOSED CIP



CONTEXTUAL BACKGROUND

- The FY 2023/24 CIP Budget meets the 5% Capital Asset Needs (CAN) ordinance requirement.
- Projects were identified based on:
 - City Council Priorities as identified in Goals and Objectives
 - Commissions, committee and community feedback
 - Department requests
 - Infrastructure and facility needs





CONTEXTUAL BACKGROUND

- Significant share of CIP (approx. 50%) is from Grants. Parks grants include:
 - ✓ **\$10 Million** through Senator Min
 - ✓ **\$1.2 Million** through Assemblywoman Petrie-Norris
 - ✓ **\$3.2 Million** through Supervisor Foley



FUNDING SOURCES

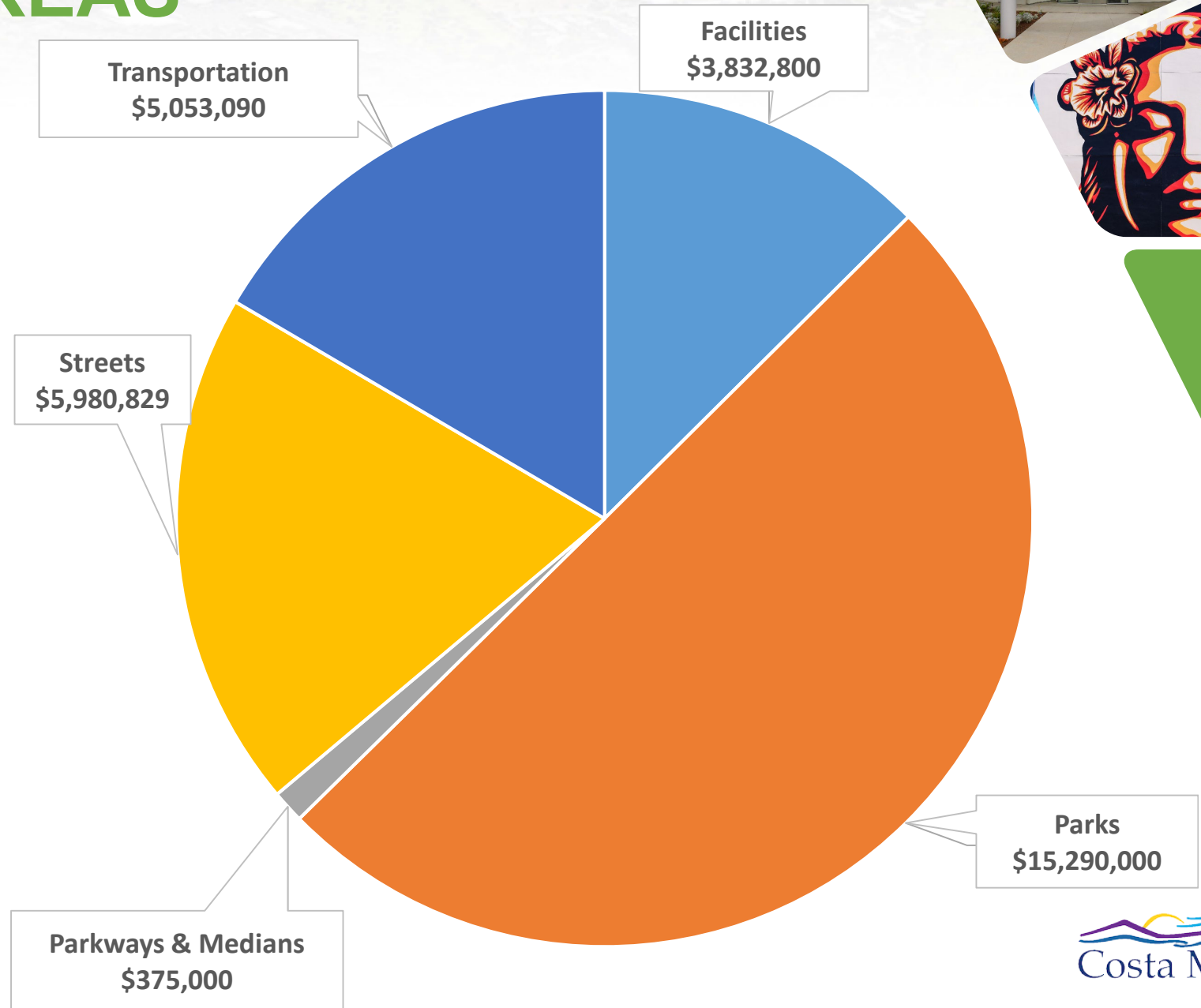
Primary funding sources for CIP include:

Capital Improvement Fund (GF)	\$6,415,418
Gas Tax (RMRA)	\$2,780,829
Measure M2 Competitive and Fairshare	\$3,275,000
Traffic Impact Fees	\$2,050,000
Park Development Fees Fund	\$640,000
Golf Course Improvement Fund	\$300,000
Drainage Fees	\$40,000
Grant Funds	\$15,030,472
TOTAL	\$30,531,719



IMPROVEMENT AREAS

- FY 2023/24 CIP projects are Citywide
- The projects address needs from all departments and span a variety of improvement areas



QUICK FACTS – PARK PROJECTS

18

Projects recommended

\$15.3M

Total CIP amount
(\$12.7 M more than previous FY)

\$14.4M

Various Grants



CAPITAL IMPROVEMENT PROGRAM

Capital Improvement Projects by Funding Source

Proposed Fiscal Year 2023-24

No.	Category/Project Title	Park Dev. Fees Fund 208	Drainage Fund 209	Traffic Impact Fee Fund 214	Gas Tax (RMRA) Fund 251	Capital Improve. Fund 401	Measure M2 Regional Fund 415	Measure M2 Fairshare Fund 416	Golf Course Improv. Fund 413	Grant Fund 230/231/232	Total
FACILITIES											
1	Building Modification Projects					\$ 282,800					\$ 282,800
2	City Hall - 1st Floor Finance Security & Efficiency Reconfiguration					\$ 250,000					\$ 250,000
3	Civic Center - Painting, Carpet Replacement, and Miscellaneous Improvements					\$ 150,000					\$ 150,000
4	Corp Yard- Installation of HVAC Rooftop Unit					\$ 125,000					\$ 125,000
5	Costa Mesa Country Club Grounds Improvements								\$ 300,000		\$ 300,000
6	Costa Mesa Country Club Modernization					\$ 400,000					\$ 400,000
7	Fire Station 2 Reconstruction					\$ 1,000,000					\$ 1,000,000
8	Fire Station 3 Replacement Fuel Tank					\$ 275,000					\$ 275,000
9	Fire Stations - Minor Projects at Various Fire Stations					\$ 150,000					\$ 150,000
10	Police Department - Carpet Replacement & Interior and Exterior Repaint					\$ 500,000					\$ 500,000
11	Westside Police Sub-Station Improvement Design					\$ 400,000					\$ 400,000
TOTAL FACILITIES		\$ -	\$ -	\$ -	\$ -	\$ 3,532,800	\$ -	\$ -	\$ 300,000	\$ -	\$ 3,832,800
PARKS											
12	Balearic Community Center Asphalt Surfacing					\$ 150,000					\$ 150,000
13	Brentwood Park Improvements	\$ 400,000									\$ 400,000
14	Fairview Park - Educational Hubs and Signage	\$ 90,000									\$ 90,000
15	Fairview Park - Fencing, Signage, and Trail Restoration	\$ 150,000									\$ 150,000
16	Fairview Park - Mesa Restoration & Cultural Resource Preservation CA-ORA-58 ¹									\$ 2,000,000	\$ 2,000,000
17	Fairview Park - Pump Station and Wetlands Recirculation System ¹									\$ 500,000	\$ 500,000
18	Fairview Park - West Bluff Stabilization and Restoration ¹									\$ 2,000,000	\$ 2,000,000
19	Jack Hammett Sports Complex LED Retrofit ¹									\$ 900,000	\$ 900,000
20	Shalimar Park Improvements ¹									\$ 1,000,000	\$ 1,000,000
21	Tennis Center Improvements ¹									\$ 320,000	\$ 320,000
22	Tewinkle Athletic Complex Improvements ¹									\$ 1,150,000	\$ 1,150,000
23	TeWinkle Park LED Retrofit ¹									\$ 130,000	\$ 130,000
24	TeWinkle Park Lake Repairs ¹									\$ 2,000,000	\$ 2,000,000
25	Ketchum-Libolt Park Expansion									\$ 1,200,000	\$ 1,200,000
26	Lions Park Café									\$ 1,200,000	\$ 1,200,000
27	TeWinkle Skate Park Expansion									\$ 2,000,000	\$ 2,000,000
28	Park Sidewalk / Accessibility Program					\$ 50,000					\$ 50,000
29	Various Parks - Playground Repairs and Replacement					\$ 50,000					\$ 50,000
TOTAL PARKS		\$ 640,000	\$ -	\$ -	\$ -	\$ 250,000	\$ -	\$ -	\$ -	\$ 14,400,000	\$ 15,290,000

CAPITAL IMPROVEMENT PROGRAM

Capital Improvement Projects by Funding Source Proposed Fiscal Year 2023-24

No.	Category/Project Title	Park Dev. Fees Fund 208	Drainage Fund 209	Traffic Impact Fee Fund 214	Gas Tax (RMRA) Fund 251	Capital Improve. Fund 401	Measure M2 Regional Fund 415	Measure M2 Fairshare Fund 416	Golf Course Improv. Fund 413	Grant Fund 230/231/232	Total
PARKWAY & MEDIANS											
30	Parkway & Medians Improvement Program							\$ 175,000			\$ 175,000
31	Westside Restoration Project					\$ 200,000					\$ 200,000
	<i>TOTAL PARKWAY & MEDIANS</i>	\$ -	\$ -	\$ -	\$ -	\$ 200,000	\$ -	\$ 175,000	\$ -	\$ -	\$ 375,000
STREETS											
32	Citywide Alley Improvements							\$ 100,000			\$ 100,000
33	Citywide Catch Basin and Water Quality Improvement Project		\$ 40,000				\$ 160,000				\$ 200,000
34	Citywide Street Improvements					\$ 900,000		\$ 2,000,000			\$ 2,900,000
35	Fairview Road Rehabilitation Project (RMRA)				\$ 2,780,829						\$ 2,780,829
	<i>TOTAL STREETS</i>	\$ -	\$ 40,000	\$ -	\$ 2,780,829	\$ 900,000	\$ 160,000	\$ 2,100,000	\$ -	\$ -	\$ 5,980,829
TRANSPORTATION											
36	Adams Avenue at Pinecreek Drive Improvements			\$ 600,000				\$ 600,000			\$ 1,200,000
37	Adams Avenue Bicycle Facility Project from Fairview to Harbor			\$ 500,000							\$ 500,000
38	Adams Avenue Undergrounding Project					\$ 1,250,000					\$ 1,250,000
39	Baker Street at Babb Street Signal Modifications							\$ 240,000			\$ 240,000
40	Bicycle and Pedestrian Infrastructure Improvements			\$ 50,000							\$ 50,000
41	Citywide Bicycle Rack Improvements			\$ 50,000							\$ 50,000
42	Citywide Bicycle Trail Wayfinding Signage					\$ 50,000					\$ 50,000
43	Citywide Class II, III and IV Bicycle Projects			\$ 200,000							\$ 200,000
44	Citywide Neighborhood Traffic Improvements					\$ 75,000					\$ 75,000
45	Fairview Road Improvement Project from Fair to Newport			\$ 650,000							\$ 650,000
46	Safe Routes to School Action Plan					\$ 157,618				\$ 630,472	\$ 788,090
	<i>TOTAL TRANSPORTATION</i>	\$ -	\$ -	\$ 2,050,000	\$ -	\$ 1,532,618	\$ -	\$ 840,000	\$ -	\$ 630,472	\$ 5,053,090
Total One-Year Capital Improvement Projects		\$ 640,000	\$ 40,000	\$ 2,050,000	\$ 2,780,829	\$ 6,415,418	\$ 160,000	\$ 3,115,000	\$ 300,000	\$ 15,030,472	\$ 30,531,719

NOTE: 1. The projects and the funding for \$10 million in grant through Senator Min will be finalized based on input from Parks and Community Services Commission and City Council.



FY 2023/24 PROPOSED CIP PROJECTS



FY 2023/24 PHASE 1 PROJECTS

(Grant funded and MOE
Requirement)



Grants

- City secured **\$14.4 million** in grant funds for various park improvements.
- City Council and Parks and Community Services Commission provided recommendations on projects at meetings in March and April.
- Grant projects have high priority for implementation due to funding deadlines

\$1.2 million



OC Supervisor
Katrina Foley

Lions Park Cafe

- **\$1.8 million** estimated project cost
 - **\$1.2 million** in grant funds
- **Predefined Scope:**
 - Construction of the Café adjacent to the lawn north of the Donald Dungan Library
 - Café will providing outdoor dining to complement the event lawn and the Lions Park campus
 - Revitalize the area and improve service to residents



\$2 million



OC Supervisor
Katrina Foley

Skate Park Expansion

- **\$2 million** estimated project cost
 - **\$2 million** in grant funds
- **Predefined Scope:**
 - Expansion of the existing Skate Park at TeWinkle Park
 - Provide dedicated area for young/beginning skaters
 - Provide new elements like pump track
 - Develop designs in collaboration with local skating community



\$1.5 million



State Assembly Member
Cottie Petrie-Norris

Ketchum-Libolt Park

- **\$1.5 million** estimated project cost
 - **\$1.5 million** in grant funds
- Predefined Scope:
 - Expand the park by incorporating the parkway between the existing park and Victoria Street sidewalk
 - Provide more play elements
 - Engage community during the design of park expansion



\$4.5 Million



State Senator
Dave Min

Fairview Park

- Predefined scope
 - **Bluff Stabilization and Restoration**
 - Enhance slope stability, bluff trail safety
 - Restore native coastal bluff scrub habitat
 - **Mesa Restoration**
 - Remove deposited debris, install protective cap, preserve cultural resources
 - Restore grassland and coastal bluff scrub habitat
 - Engage local & tribal community
 - **Wetlands Improvements**
 - Enhance water supply reliability, water quality
 - Recirculation, aeration, communications & operational improvements



\$1 Million



State Senator
Dave Min

Shalimar Park

- Restricted to Shalimar Park
- Predefined scope
 - Engage community during the design of park improvements
 - Add more play elements
 - Potentially increase park space



\$2.5 Million



State Senator
Dave Min


LED Field Lighting and Other Improvements

- **LED Lighting Upgrades at following locations:**

- Jack Hammett Sports Complex
- TeWinkle Athletic Complex
- Costa Mesa Tennis Center
- Costa Mesa Bark Park

- **Other Projects:**

- Drainage improvements at TeWinkle Athletic Complex
- Batting cages



\$2 Million



State Senator
Dave Min

TeWinkle Lakes Repairs


- **Lakes in need of repair**

- Eroded shoreline
- Significant daily water loss due to damaged lake membrane
- Outdated pumping and water management system

- **Proposed Improvements**

- New water treatment system
- New lake flooring and shoreline
- Upgraded pump system
- Enhanced landscaping





FY 2023/24 PHASE 2 PROJECTS

COSTA MESA COUNTRY CLUB IMPROVEMENTS

\$700K

- Costa Mesa Country Club is in need of several improvements to the facilities as well as golf courses.
- Reconfiguration and refurbishment of indoor and outdoor spaces will provide additional public venues and opportunities to generate additional revenues.
- Golf courses need additional improvements to existing cart paths, construction of new cart paths, repair and refurbishment of bunkers, and replacement of netting.



BRENTWOOD PARK IMPROVEMENTS

\$400 K



- Additional funding for improvements to Brentwood Park for a total of \$650k including prior year allocations.
- This project aims to revitalize the park to include added and improved amenities
- Proposed new park features includes:
 - Upgraded playground equipment
 - Landscaping
 - Tree planting
 - Walkways
 - New shelter
 - Park lighting
 - Ancillary park facilities

ADDITIONAL INFORMATION

FIVE YEAR CIP (FY 2023/24 – 2027/28)

- Five Year plan includes projects deferred and those proposed in upcoming fiscal years
- **Attachment 2** includes proposed Five Year CIP
- Five Year plan for Parks will be updated following completion of the Open Space and Fairview Park Master Plans
- Five Year Plan is also updated annually based on Goals and Priorities by City Council, input from commissions, committees and community, and best practices
- Projects listed from Year 2 - 5 and Future are for planning purposes and to plan for future grant opportunities



FY 2023/24 CIP & BUDGET CALENDAR

DATE	DESCRIPTION
April 11, 2023	City Council (Study Session) – CIP Presentation
April 12, 2023	Finance and Pension Advisory Committee – CIP Presentation
May 9, 2023	City Council Study Session – Operating Budget Presentation
May 10, 2023	Finance and Pension Advisory Committee – Operating and CIP Budget Presentation
May 11, 2023	Parks and Community Services Commission – CIP Presentation
May 22, 2023	Planning Commission – CIP Presentation
June 2023	City Council – Operating Budget and CIP Public Hearing





Questions?

