
FAIRVIEW PARK OVERVIEW

PARKS AND COMMUNITY SERVICES COMMISSION

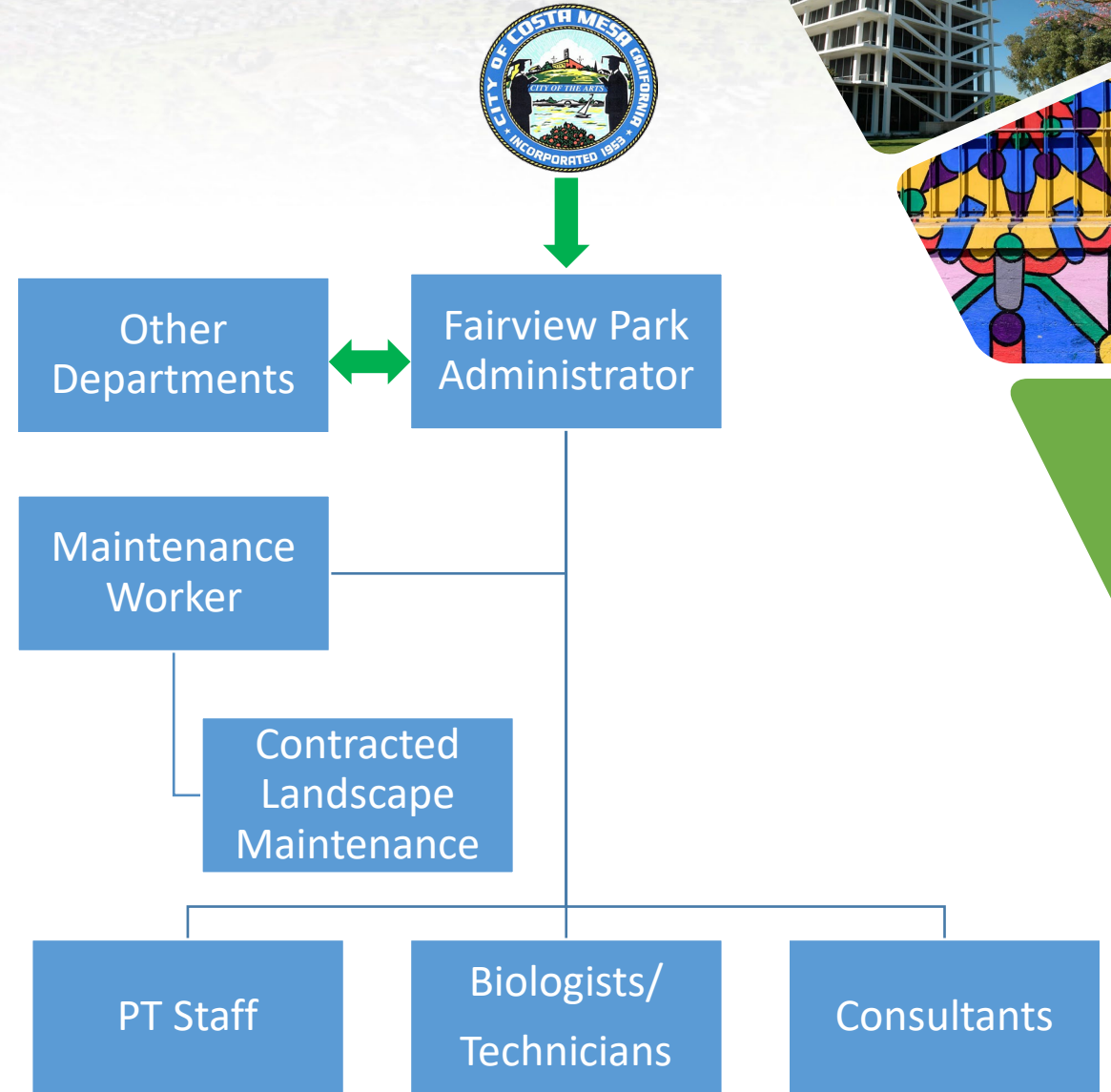
January 11, 2024

NEW BUSINESS ITEM #1



Division Overview

- (1) Fairview Park Administrator
- (1) Maintenance Worker
- (2) Part-Time (PT) Support Staff
- Contracted Biologists, Technicians
- Contracted Landscape Maintenance
- Consultants
- Coordination with Other Departments



Fairview Park Overview

- 208 Acres
- Biological Resources Protection
- Five (5) distinct habitat zones
- Constructed Water Diversion and Treatment System
- Tribal and Cultural Resources
- Recreational Access and Santa Ana River gateway
- Community Outreach and Partnerships
- Mitigation and Habitat Management
- Education and Interpretation



Biological Resources

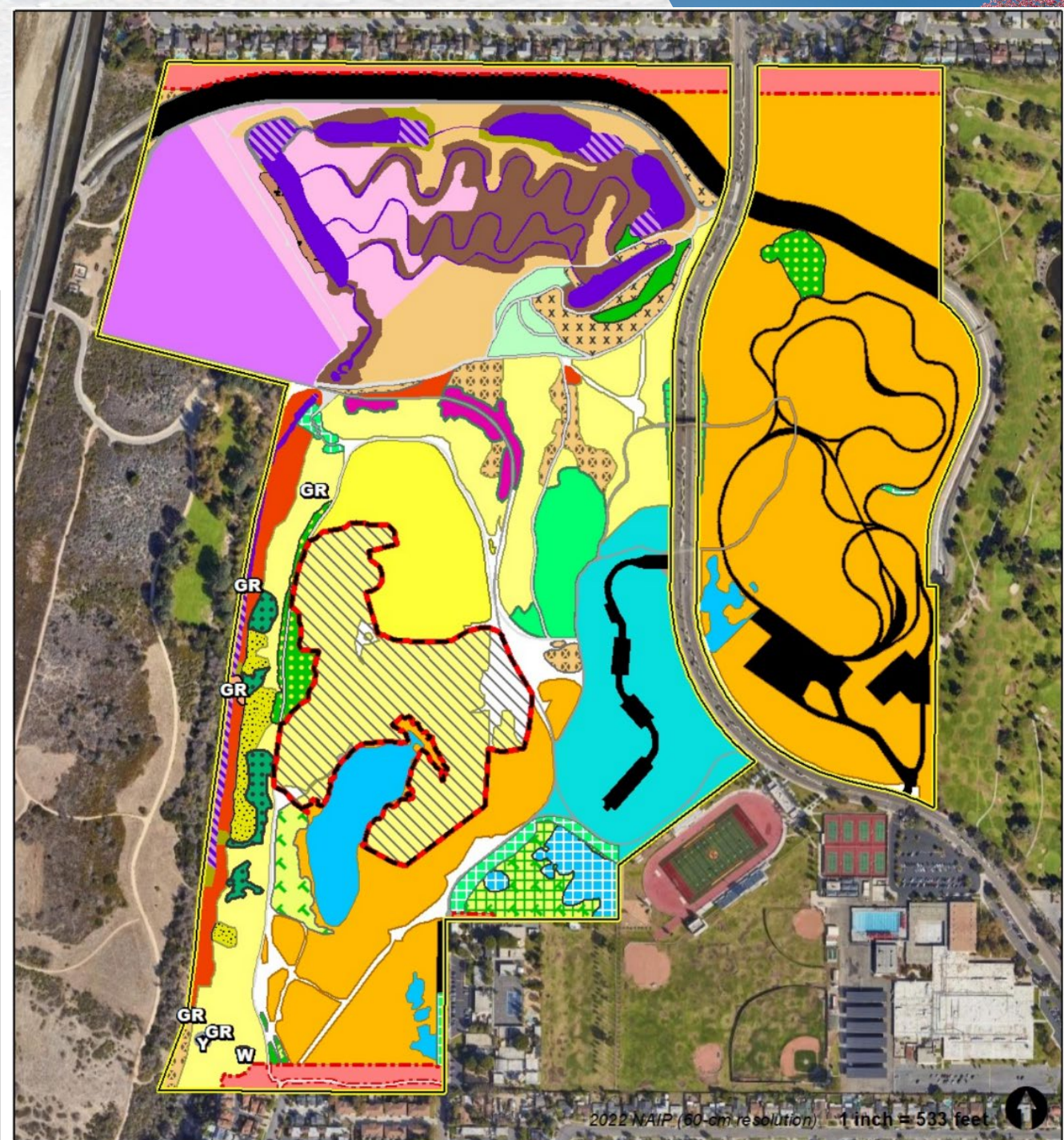
- 220 species of birds
- 5 species of amphibians
- 10 species of mammals
- 5 species of lizards
- 20 species of butterfly
- **27 Special-Status Animal Species**
- **10 Special-Status Plant Species**



Vegetation Communities

Map Code | 2023 Vegetation Map Unit Common Name

 1720 Black Willow - Red Willow Riparian Woodland and Forest	 4210 Wild Oats and Annual Brome Grasslands
 1740 Fremont Cottonwood – Red Willow	 4250 Upland Black Mustard and Tocalote Fields
 1810 Mulefat Thickets	 4255 Upland Shortpod Mustard and Tocalote Fields
 1820 Arroyo Willow Thickets	 4270 Poison Hemlock or Fennel Patches
 1830 Southern California Walnut Groves (W)	 4310 Fiddleneck – Phacelia Fields
 1840 Sandbar Willow Thickets	 6135 California Bulrush – Cattail Marsh
 1845 Sandbar Willow – Blue Elderberry Thicket (Habitat Creation Project)	 6500 Clustered Tarplant Fields
 1910 Giant Reed (GR)	 6550 Clustered Tarplant Fields (Restoration)
 2310 Coyote Brush Scrub	 6600 Pale Spike Rush Vernal Pool Bottoms
 2315 Coyote Brush Scrub (Disturbed)	 6650 Pale Spike Rush Vernal Pool Bottoms (Restoration Area)
 3110 California Sagebrush Scrub	 8120 Coast Prickly Pear Scrub
 3120 California Sagebrush – California Buckwheat Scrub	 9100 Introduced Trees (Y)
 3125 California Sagebrush – California Buckwheat Scrub (Restoration Area)	 9150 Irrigated Lawn and Ornamental Landscaping Trees
 3145 California Sunflower Bush – Ashy Buckwheat Scrub (Disturbed)	 9300 Urban/Disturbed
 3150 California Buckwheat Scrub	 9310 Urban-Sidewalk/Bridge/Trail
 3195 Purple Sage Scrub (Introduced Vegetation Community/Restoration Area)	 9315 Natural Soil or Decomposed Granite (DG) Trail
 3330 Coast Goldenbush Scrub	 9320 Fuel Modification Zone
 3335 Coast Goldenbush Scrub (Disturbed)	 9330 Anthropogenic Areas of Little or No
 Fairview Park Boundary	 9800 Water Body
 Improper Fill Material (Extent in 2023)	 9810 Rip-rap/Concrete Pond Liner



Willow/Cottonwood Riparian Woodland and Forest



White-tailed Kite

Lorquin's Admiral

Southern Alligator Lizard

Red-shouldered Hawk

Anna's Hummingbird

Grasslands and Native Flower Fields



Western Kingbird



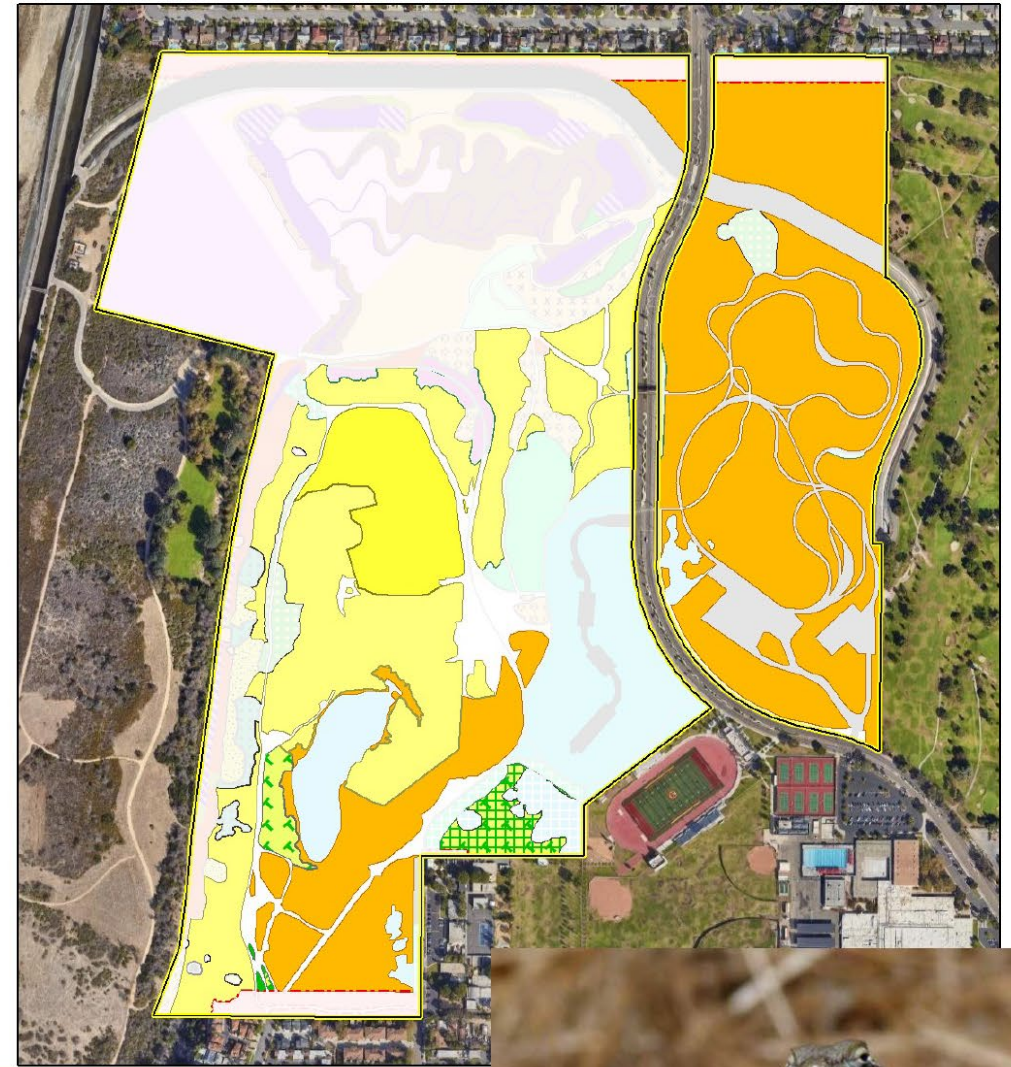
Northern Harrier



Burrowing Owl



Red-winged Blackbird



Say's Phoebe



Side-blotched Lizard

Coastal Sage Scrub, Cactus Scrub & Coyote Brush Scrub



California Towhee



California Box Thorn



California Gnatcatcher



Cactus Wren
(locally extirpated)



White-crowned Sparrow

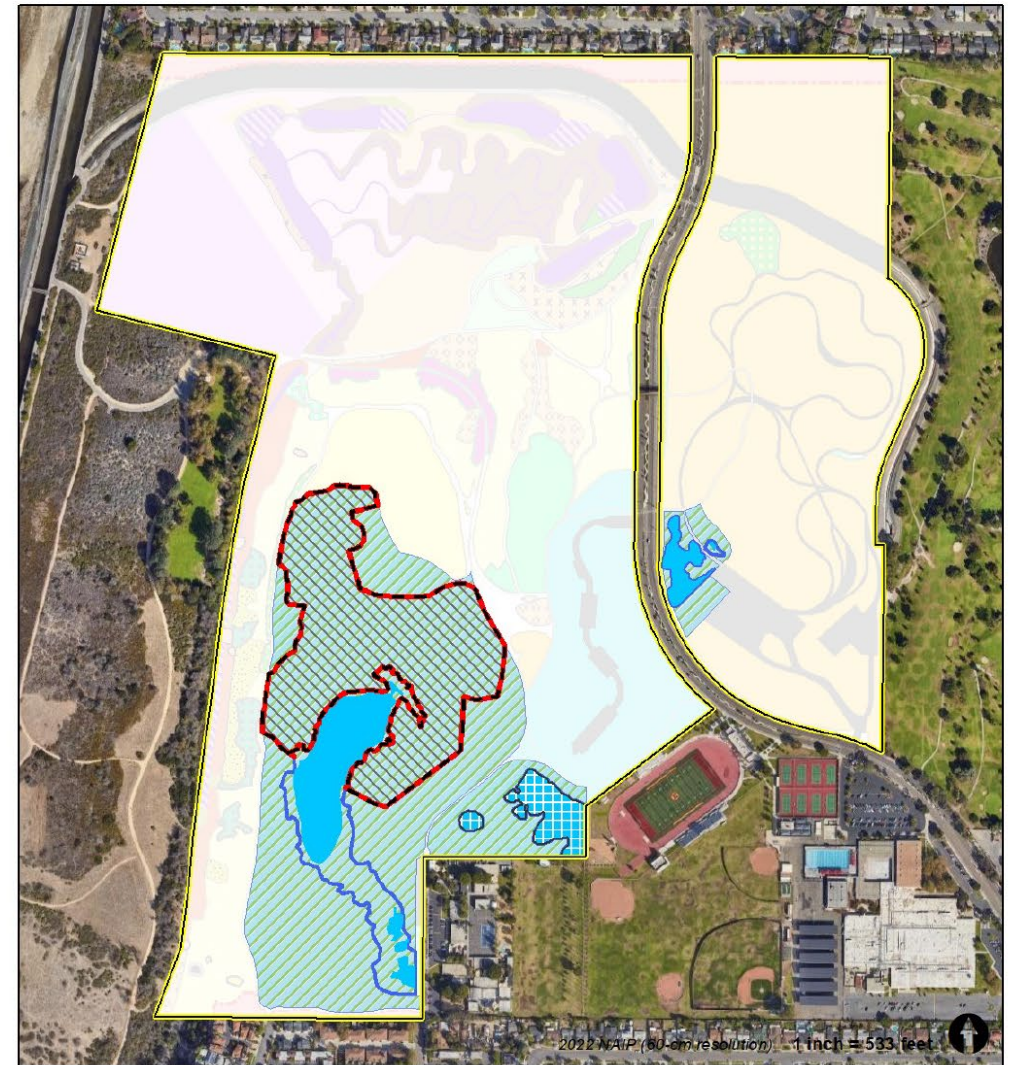


Southern Pacific Rattlesnake

Vernal Pools



Vernal Pool Features 1, 4, 5, 6 and 7



Map Code	2023 Vegetation Map Unit Common Name	
6600	Pale Spike Rush Vernal Pool Bottoms	Yellow outline: Fairview Park Boundary
6650	Pale Spike Rush Vernal Pool Bottoms (Restoration Area)	Red outline: Improper Fill Material (Extent in 2023)
	Vernal Pool High Estimated High Flood Mark	Blue outline: Vernal Pool High Estimated High Flood Mark
	Vernal Pool Watershed (Remaining, Undeveloped Extent)	Green hatched: Vernal Pool Watershed (Remaining, Undeveloped Extent)



Barn Swallow



Blue-winged Teal



Cliff Swallow



Greater Yellowlegs



Snowy Egret



Whimbrel

Cultural Resources

- Approximately 40 acres
- Nationally Registered Cultural Historic Sites
- Federally Protected; State and Federal laws govern management
- Sacred site for Native American tribes
- Fill removal needed on mesa to preserve resource integrity
- Cultural education and interpretive opportunities
- Restoration of pre-contact indigenous vegetation on the Mesa



Past and Ongoing Restoration

- Past Mitigation Arrangements
 - Irvine Company
 - Segerstrom & Sons
 - Dana Point Headlands
 - Army Corps of Engineers
 - Orange County Transportation Authority (OCTA)
- Community-Based Restoration Efforts
- City-sponsored restoration
- All restoration performed in fulfillment of the Fairview Park Master Plan



Outside Agencies and City Partnerships

Intergovernmental

Non-Profit Organizations



**US Army Corps
of Engineers®**



**BANNING RANCH
CONSERVANCY**



*Sea and Sage
Audubon Society*



Capital Improvement Project Highlights



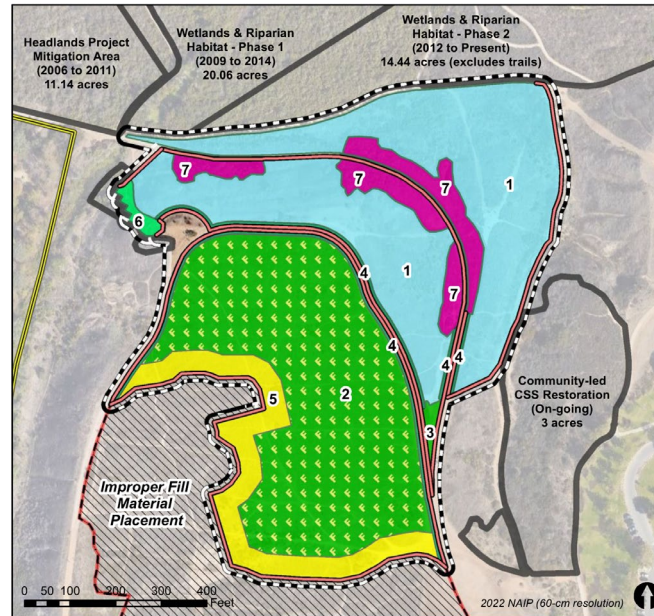
Capital Improvement Project Highlights

- Fairview Park Master Plan Update




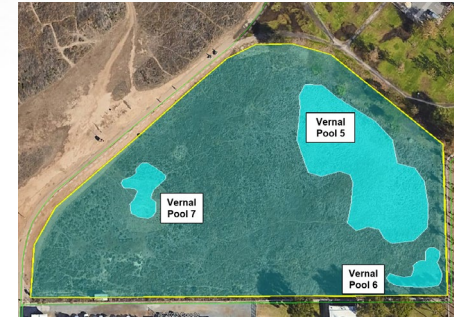
State-Funded Capital Projects

- Mesa and Bluff Restoration



Ongoing Capital Projects

- Vernal Pools 5/6/7 Watershed Restoration
- Fencing, Signage, and Trails
- Educational Hubs and Signage




Restoration Takeaways

- A Long-term Endeavor
- Requires an Interdisciplinary Framework; Integrated Planning
- Effective Preparation Reduces long-term Maintenance
- Adaptive Management
- Effort Peaks Early, and Diminishes Over Time
- Successful Restoration
 - Works coherently with site conditions
 - Considers impacts at the ecosystem scale
 - Builds upon established native habitat, promotes connectivity
 - Focuses on long-term sustainability

Challenges and Opportunities

- Maintenance and Management Obligations
- Multi-layered Resource Constraints
- Advancing Stewardship while Addressing Degradation
- Illegal Encampments / Habitat Destruction
- Off-trail Encroachment and Vandalism
- Long Time Horizon to Restore Sensitive Features
- Rich Educational Potential
- Community Engagement
- Outside Funding Opportunities





Thank you



Parks & Community Services

2023 At a Glance



The Spotlight


- Four issues – Winter, Spring, Summer, Fall
- 164 total pages
- Delivered quarterly to
Costa Mesa residents
- 192,000 copies printed
- 183,064 delivered directly to
Costa Mesa households



New Classes Contract for 2023

39 New Classes

- Dance
- Gymnastics & Cheer
- Physical Fitness
- STEM
- Gaming
- Personal Enrichment



Contract Class Participants

Total # of Participants: 1956

- Youth: 1,464
- Adult: 285
- Costa Mesa Resident: 1,745
- Non-Resident: 211



Popular Classes

1. BEST Sports - Soccer Skills: **215**
2. Tumble N Kids - Tumble Bugs: **195**
3. Tumble N Kids - Jammin' Gymnastics: **124**

Inclusive Recreation Programs & Events

Access Costa Mesa aims to optimize quality of life through free or low-cost accessible social recreation programming, access to community resources, and inclusion support for all abilities.



Conversations over Coffee

- Opportunity for community to speak to Access Costa Mesa staff about adaptive recreation program interests and needs

A Wicked Dance

- Halloween-themed
- DJ, Photobooth, Games
- Sidecar donuts donated treats
- 40 attendees

Sensory-Friendly Snoopy House

- Access to Snoopy House features without lights, music, loud noises, animatronics, or other sensory-overload features
- Special Visits by
 - Santa Claus
 - Costa Mesa Fire with fire truck
 - Costa Mesa Police with police car

Youth Sports

- Free programming introducing youth in grades 1-8 to the fundamentals of sports and athletic enrichment activities.
- Basketball & Cheer Squad
 - January – March
- Volleyball
 - March – May
 - September – November
- Running Club
 - June – August
- **394 children enrolled in 2023**



Mobile Recreation

- A mobile afterschool recreation program providing enriching recreation activities in a supervised environment, bringing much needed programming to underutilized Costa Mesa Parks.
- Program visits a rotation of four parks each week.
- Unlimited drop in registration.
- **Already serves more than 45 drop in participants weekly.**



R.O.C.K.S (*Recreation on Campus for Kids*)

- Provides afterschool and summer care for participants while offering enriching recreational opportunities in a safe and supervised program environment.
- R.O.C.K.S Program - Afterschool
 - August – June
 - 9 campus at 9 campuses
 - No enrollment limit
 - **4,729 children enrolled in 2023**
- R.O.C.K.S Program - Summer
 - June – August
 - Balearic Community Center and Downtown Recreation Center
 - **1,135 children enrolled in 2023**



Camp Costa Mesa

- Youth camps for participants in grades 1-6 during NMUSD academic breaks and non-holiday closures.
 - Winter Break Camp (2 weeks)
 - Presidents' Week Camp (1 week)
 - Spring Break Camp (1 week)
 - Summer Day Camp (9 weeks)
 - 1-Day Camp (4 days)
- Participants enjoy group activities, guest entertainment, arts & crafts, and travel to local excursions.
- **1,120 children enrolled in 2023**



L.E.A.P. (*Learn, Explore, and Play*)

- Early childhood program for children ages 3-5 years encourages a positive, social learning experience through the implementation of recreation activities that includes directed play, games, arts and crafts, and music.
- L.E.A.P. Program
 - August - May
- Camp Mini Explorers
 - June - July
- **409 children enrolled in 2023**



Downtown Recreation Center Drop-In Programs

- Youth Open Gym
 - Basketball – 1,714
- Adult Open Gym
 - Volleyball – 1,975
 - Basketball - 423
 - Pickleball – 7,443

Total 2023 attendance: 11,555



Teen Centers

Free afterschool program offered at two sites:

1) Downtown Recreation Center

- 7th-12th graders
- Transportation offered from Ensign Intermediate and Newport Harbor H.S.

2) TeWinkle Middle School

- 7th-8th graders

Total attendance for 2023: 2,199



2023 Scarecrow Festival



Halloween Costume Contest



2023 Teens vs. Costa Mesa PD Snowball Fight



Teen Summer Camp

- Offered to 7th - 10th graders
- Nine weeks, June - August
- 3 - 4 excursions per week

Total registered 2023 camp participants: 201



Downtown Aquatic Center - DROP-IN PROGRAMS

6,158 PARTICIPANTS IN 2023

YEAR-ROUND ADULT LAP SWIM • SUMMER OPEN REC SWIM



INSTRUCTIONAL CLASSES

1,379 PARTICIPANTS IN 2023

YOUTH & ADULT SWIM LESSONS • AQUA AEROBICS • JR GUARD PREP • AQUA CAMP
SPRING-FALL SPRING-FALL WINTER SUMMER



Arts and Culture Accomplishments

- Hosted the 8th annual ARTventure Juried Art Exhibition,
- 11 new utility boxes with art from local artists
- Arts Commission anniversary
- Administered \$7,500 in arts grant funding
- Art Crawl experiences
- Hosted 6 new art exhibitions
- Arts in Public Places document
- New permanent artwork for civic art collection
- Free at Segerstrom Center Campus pilot program
- 11 new free park performances around parks in Costa Mesa
- Home on the Range mural restoration
- Installed first permanent public art sculptures as part of new butterfly garden



Rentable Facilities

- **Norma Hertzog Community Center**
1845 Park Ave, Costa Mesa, CA 92627
- **Balearic Community Center – Adobe Room**
1975 Balearic Dr, Costa Mesa, CA 92626
- **Downtown Recreation Center – Gym and MPR**
1860 Anaheim Ave, Costa Mesa, CA 92627
- **Donald Dungan Library – Adams Room**
1855 Park Ave, Costa Mesa, CA 92627
- **271 rentals in the 2023**



Athletic Fields – User Groups

- 42 Group users per Allocation Season
 - Up from 26 group users per allocation season in 2022
 - User Group sports include: Soccer, Baseball, Softball, Lacrosse, Rugby, Flag Football
- **ALL** 28 facilities saw continuous use throughout each season
 - Most used facilities were:
 - 1) Costa Mesa High School
 - 2) Jack Hammett Sports Complex
 - 3) Davis-Magnet Elementary
 - 4) TeWinkle sports Complex
- **5,097 total participants across all group users**



Adult Sports - Basketball

- The League follows the City of Costa Mesa rules & regulations follow SCMAF & CIF Rules
- Total of 4 Season (10 weeks per season including playoffs)
 - Summer (July - September)
 - Fall (October - December)
 - Winter (January – March)
 - Spring (April – June)
- Held on Monday & Wednesday nights at the Downtown Recreation Center
- **56 total registered teams with 410 players in 2023.**



Adult Sports – Softball

Major League Softball

- Currently has the contract for City Softball until 2024
- Governed by Southern California Municipal Athletic Federation rules
- 3 Seasons (8-10 weeks including playoffs)
 - Summer (May – August)
 - Fall (September – December)
 - Spring (February – April)



Senior Softball

- Drop-in free participation
- Currently 44 participant players enrolled
- Gather weekly every Saturday at Tewinkle Sports Complex.



Community Gardens



- Two Gardens
 - Del Mar Garden - 57 parcels
 - Hamilton Garden - 42 parcels
- Costa Mesa residents only
- Members may grow vegetables, fruits, flowers and plants for their consumption and use
- **All 99 parcels are rented with a waitlist in 2023**



Senior Center- Recreational and Enrichment Classes



- 25 classes offered
- All classes are free
- 14 led by senior volunteers, 6 led by City staff, 5 provided by community partners
- Classes advertised in the Senior Center's monthly Newsletter.
- 800+ registered participants in 2023



Senior Center Events

- 12 Events in 2023
 - Mardi Gras Social - 80
 - Mother's Day - 46
 - Father's Day Bingo - 50
 - Independence Day Celebration - 100
 - International Food Fair - 75
 - Health Fair - 450
 - Dia De Los Muertos Halloween - 100
 - LEAP Trick or Treat - 40
 - Veteran's Day Luncheon - 30
 - Thanksgiving - 100
 - Noche Buena - 60
 - Breakfast with Santa - 150
- **Total attendance: 1,281**



Senior Center Transportation

Eligibility

- Costa Mesa Senior Center Member
- Verified Costa Mesa Residents
- Age 60+
- Ability for Self-care

Range

- Medical: Costa Mesa and 12 neighboring Orange County cities and the Long Beach VA
- Non-Medical: Costa Mesa Only
- **In 2023: 10,725 free rides given**



Senior Meal Programs



Congregate Lunch Café Meal Program

Monday – Friday

Lunches served in 2023:
11,336

Grocery Program

2nd & 4th Friday

Produce distributed in
2023: 78 tons



Special Permits

- 555 Park Permits
- TESSA Permits
 - Special Events
 - 59 permits were executed
 - Film Permits
 - 10 permits were executed
 - 4th of July/Labor Day Permits*
 - Nine (9) 4th of July
 - One (1) Labor Day
 - *Permits to be incorporated into the Tessa system in 2024



Maintenance Services – Park Maintenance

Parks and Parkway Maintenance Section

Oversees the contract for the maintenance of **over 226 acres** of landscape, which include:


- Parks and Playgrounds
- Sports fields, field preps and renovations
- Landscape around City facilities
- Bike trails
- Maintaining and managing the City's Urban Forest containing nearly **24,000 trees**.



Maintenance Services – Facilities

The **Facility Maintenance Section** is responsible for:

- Maintaining and repairing **23 City-owned buildings**, totaling **314,606 square feet** including:
 - 8 first responder buildings and 1 shelter that operate 24/7
 - Buildings leased from and to outside agencies
- Respond to **over 1,100 requests for service** or repair to City owned buildings annually.
- Administering and supervising all contract services required for maintaining City owned facilities.



Sports Field Renovations

Park Maintenance oversees the annual renovation of the City's 37 acres of sports fields.

- Balearic Soccer Fields
- Fairview Development Center Fields
- Jack Hammett Sports Complex
- Luke C. Davis Fields
- Tewinkle Athletic Complex



Sports Field Renovations



Sports Field Renovations



Sports Field Renovations



Sports Court Resurfacing



Playground Inspection and Repairs



Maintenance Services Division

By The Numbers

- Responded to over 475 calls for service in parks and park facilities.
- Responded to over 1,400 tree related concerns
- Trees Trimmed – 5,794
- Trees Planted – 315

Challenges

- Wire theft and vandalism
 - Canyon Park
 - Fairview Park
 - Marina View Park
 - Moon Park
 - Vista Park
 - TeWinkle Athletic Complex
 - Cornerstone Bike Trail
 - Joann Bike Trail

Questions?

