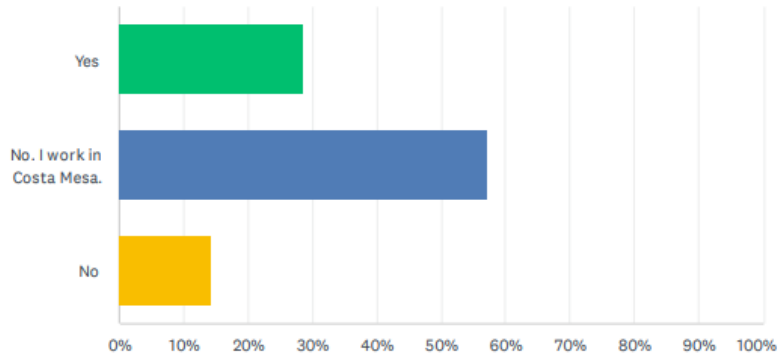


HOME-ARP Funding Survey for those who live and work in Costa Mesa

Q1 Are you a resident of Costa Mesa?

Answered: 21 Skipped: 0

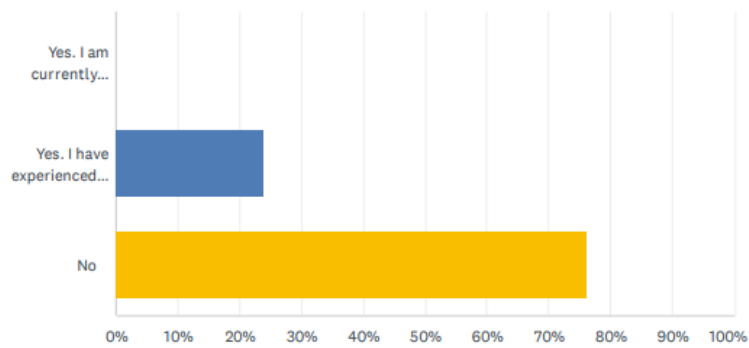


ANSWER CHOICES	RESPONSES	
Yes	28.57%	6
No. I work in Costa Mesa.	57.14%	12
No	14.29%	3
<b>TOTAL</b>		<b>21</b>

HOME-ARP Funding Survey for those who live and work in Costa Mesa

Q2 Are you currently or have you ever experienced homelessness?

Answered: 21 Skipped: 0

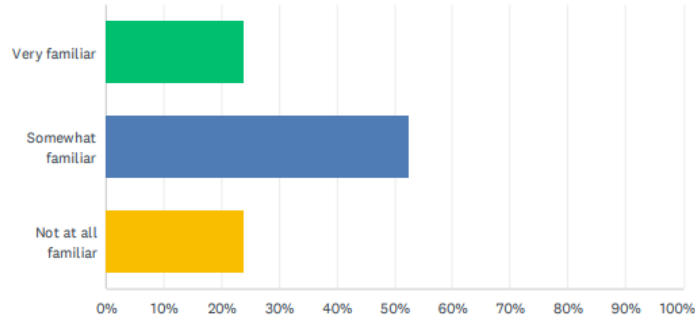


ANSWER CHOICES	RESPONSES	
Yes. I am currently homeless.	0.00%	0
Yes. I have experienced homelessness in the past.	23.81%	5
No	76.19%	16
<b>TOTAL</b>		<b>21</b>

HOME-ARP Funding Survey for those who live and work in Costa Mesa

Q3 How familiar are you with the HOME-ARP program?

Answered: 21 Skipped: 0

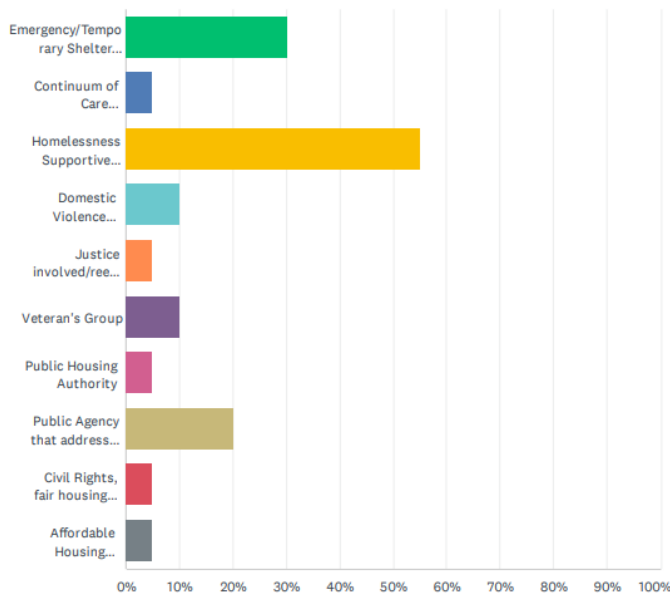


ANSWER CHOICES	RESPONSES	
Very familiar	23.81%	5
Somewhat familiar	52.38%	11
Not at all familiar	23.81%	5
TOTAL		21

HOME-ARP Funding Survey for those who live and work in Costa Mesa

Q4 Do you work or volunteer for an organization that serves individuals/families who are homeless; at-risk of homelessness; fleeing domestic violence, sexual assault, stalking or human trafficking; veterans; families; or other vulnerable populations? (If YES, please check the organization below)

Answered: 20 Skipped: 1



HOME-ARP Funding Survey for those who live and work in Costa Mesa

ANSWER CHOICES	RESPONSES	
Emergency/Temporary Shelter Provider	30.00%	6
Continuum of Care Administrative Entity	5.00%	1
Homelessness Supportive Services Provider	55.00%	11
Domestic Violence Service Provider	10.00%	2
Justice involved/reentry services organization	5.00%	1
Veteran's Group	10.00%	2
Public Housing Authority	5.00%	1
Public Agency that addresses the needs of vulnerable populations	20.00%	4
Civil Rights, fair housing, or disability rights organization	5.00%	1
Affordable Housing Developer	5.00%	1
Total Respondents: 20		

HOME-ARP Funding Survey for those who live and work in Costa Mesa

**Q5 What is your organization's geographic service area? (i.e. Orange County, City of Costa Mesa, Zip Code, Neighborhood)**

Answered: 20 Skipped: 1

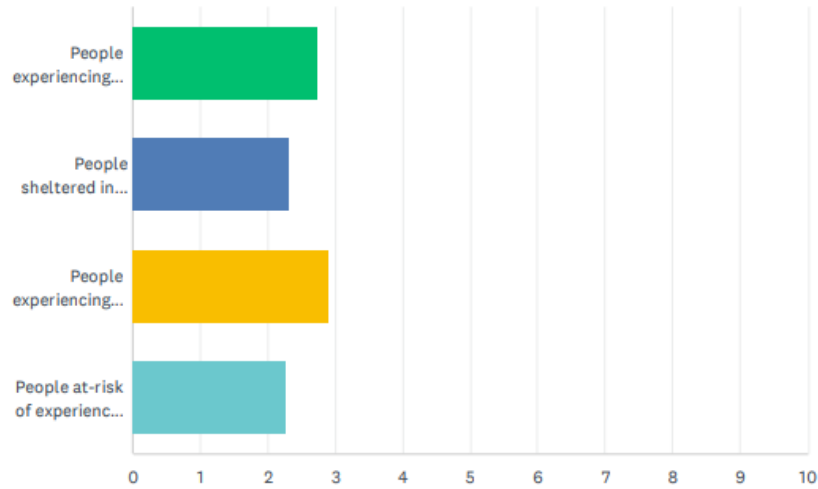
Orange County – 12

Costa Mesa - 8

HOME-ARP Funding Survey for those who live and work in Costa Mesa

Q6 Among the following who are eligible for HOME-ARP funding, where is the most need in your community? Please rank the following options (1 is highest need)

Answered: 20 Skipped: 1

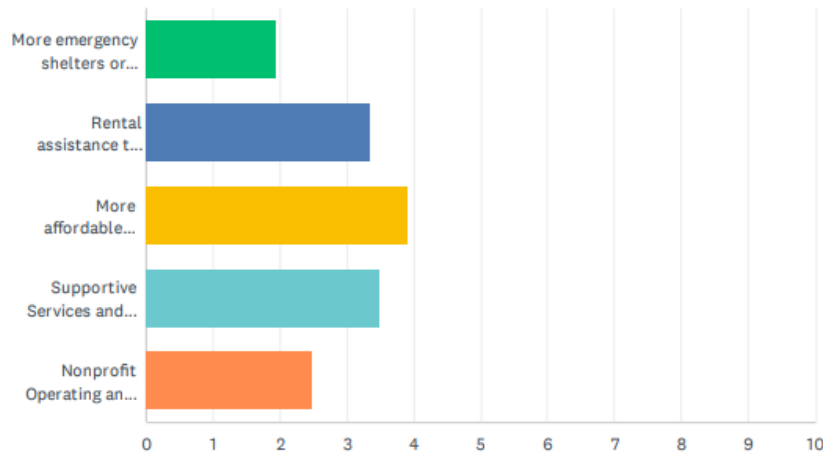


	1	2	3	4	TOTAL	SCORE
People experiencing unsheltered/street homelessness	22.22% 4	44.44% 8	16.67% 3	16.67% 3	18	2.72
People sheltered in emergency shelter and needing permanent housing	21.05% 4	15.79% 3	36.84% 7	26.32% 5	19	2.32
People experiencing chronic homelessness and needing permanent supportive housing	38.89% 7	27.78% 5	16.67% 3	16.67% 3	18	2.89
People at-risk of experiencing homelessness, needing homelessness prevention services	26.32% 5	10.53% 2	26.32% 5	36.84% 7	19	2.26

HOME-ARP Funding Survey for those who live and work in Costa Mesa

Q7 Please rank the following needs in the City of Costa Mesa from highest priority to lowest priority for individuals experiencing homelessness or at risk of homelessness? (1 is highest, 5 is lowest needed)

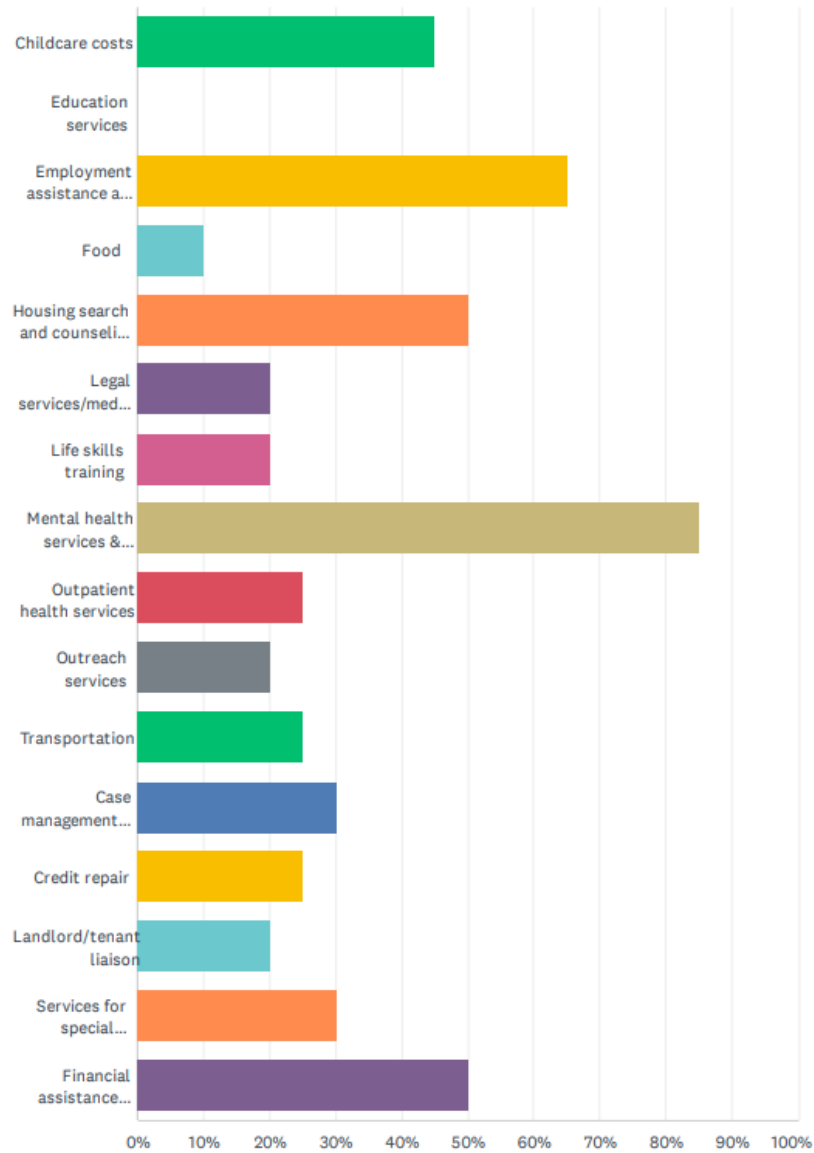
Answered: 21 Skipped: 0



	1	2	3	4	5	TOTAL	SCORE
More emergency shelters or beds	0.00% 0	9.52% 2	19.05% 4	28.57% 6	42.86% 9	21	1.95
Rental assistance to help prevent people from losing their housing	10.00% 2	40.00% 8	35.00% 7	5.00% 1	10.00% 2	20	3.35
More affordable housing units with supportive services	50.00% 10	20.00% 4	5.00% 1	20.00% 4	5.00% 1	20	3.90
Supportive Services and/or Move-in Assistance for persons experiencing homelessness	20.00% 4	30.00% 6	30.00% 6	20.00% 4	0.00% 0	20	3.50
Nonprofit Operating and Capacity Building Assistance (only 5% of funding is eligible)	23.81% 5	0.00% 0	14.29% 3	23.81% 5	38.10% 8	21	2.48

Q8 Among the following services, where are the largest gaps (difference between resources available and people needing those resources) in your community's homelessness response system? Please identify the top 5

Answered: 20 Skipped: 1

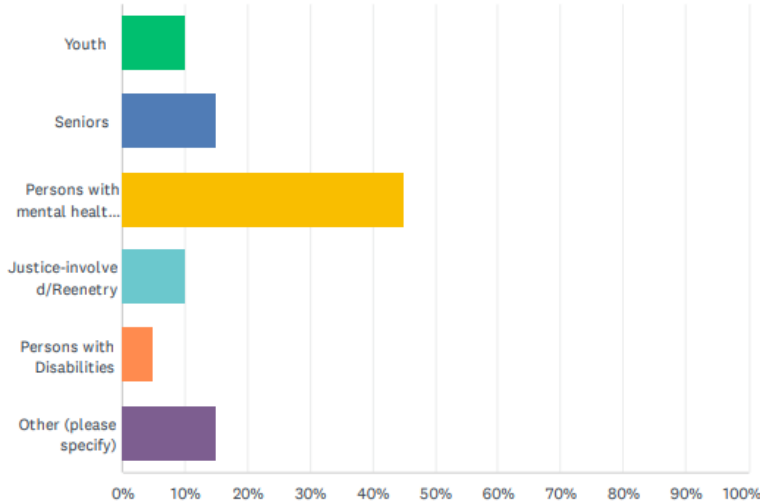


HOME-ARP Funding Survey for those who live and work in Costa Mesa

ANSWER CHOICES	RESPONSES	
Childcare costs	45.00%	9
Education services	0.00%	0
Employment assistance and job training	65.00%	13
Food	10.00%	2
Housing search and counseling services	50.00%	10
Legal services/mediation	20.00%	4
Life skills training	20.00%	4
Mental health services & Substance abuse treatment	85.00%	17
Outpatient health services	25.00%	5
Outreach services	20.00%	4
Transportation	25.00%	5
Case management mediation	30.00%	6
Credit repair	25.00%	5
Landlord/tenant liaison	20.00%	4
Services for special populations	30.00%	6
Financial assistance costs (including rental application fees, security deposits, utility deposits, payment of rental arrears)	50.00%	10
Total Respondents: 20		

**Q9 Among members of your community who are in the Qualifying Populations, please identify the group that is most likely to face additional barriers to ending their homelessness.**

Answered: 20 Skipped: 1



ANSWER CHOICES	RESPONSES
Youth	10.00% 2
Seniors	15.00% 3
Persons with mental health conditions or substance use disorders	45.00% 9
Justice-involved/Reentry	10.00% 2
Persons with Disabilities	5.00% 1
Other (please specify)	15.00% 3
<b>TOTAL</b>	<b>20</b>

**Q10 Are there specific racial and ethnic groups, cultural groups, cultural and/or linguistic communities that are not being reached through the homeless service system in Costa Mesa?**

Answered: 15 Skipped: 6

No – 5

Unknown – 2

Drug addicts – 1

BIPOC communities – 1

Hispanic/Spanish Population - 6



**Q11 Please provide any additional feedback regarding the allocation of HOME-ARP funds here.**

Answered: 9 Skipped: 12

“We need permanent supportive housing.”

“Please consider more housing support – it’s not enough to have more shelter beds without housing. More shelter beds = more bottleneck in the system without permanent housing. Additionally, support of services in housing that promote economic mobility and flow through housing can ensure we can serve more families.”

“Get as many people involved as possible. Make sure that all are involved as more than just the available Home-Arp funds will be needed.”

“Costa Mesa has a great Network of businesses, City, Nonprofits who work in collaboration to help end homelessness. The big challenge is the lack of affordable units, robust mental health support and affordable addition, detox and recovery units.”

“Mental Health law changes around mandatory 30 or 60 day hold must change to help those that cannot see they need help and medication.”

“I will be reaching out to city hall tomorrow, I am in desperate need of assistance. I was unrightfully terminated for a job that I was employed with for 9 days, and I feel I was discriminated due to my disability. I applied for unemployment and I was denied benefits because my previous employer said that I quit voluntarily and has misconduct. I filed an appeal and mailed submitted numerous documents to the Appeal Board, but I have not heard anything back from EDD. I have not been able to cover my portion of rent and owe almost \$10,000. The leasing office helped me apply for the CA Covid Rent Relief in Febuary, and I call them twice a week and they are stating that my claim is expedited but I have not gotten any response back from my case manager. I am now recieving food stamps and have almost gone through all of my savings over the past three months. I desprately need your help to obtain rental assistance because I am newly diagnosed with bi-polar disorder and this situation is causing me major distress. I look forward to talking with you.”