



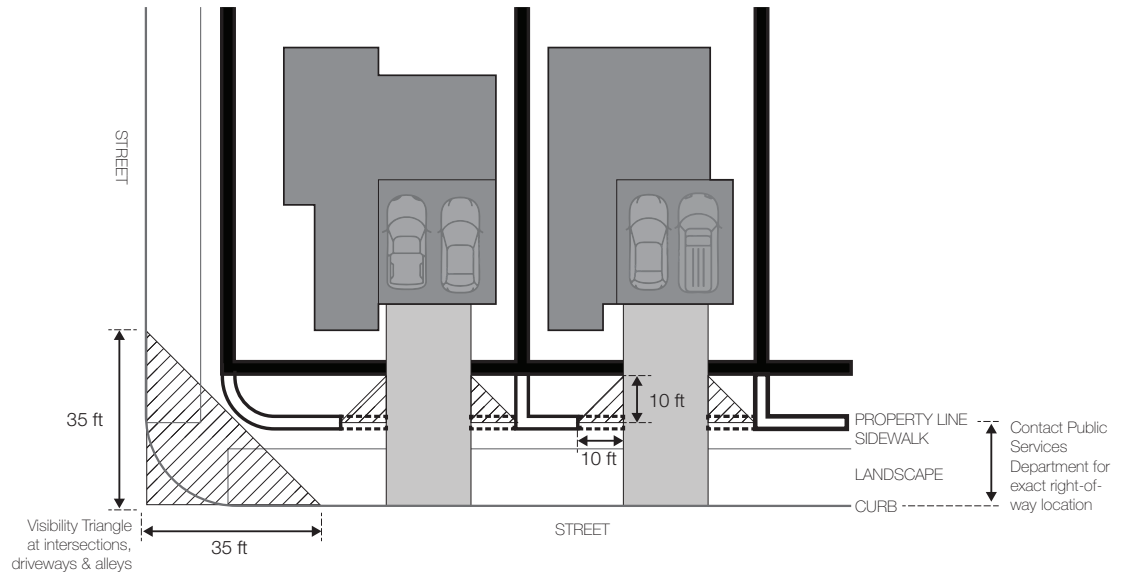


## STANDARDS AND SPECIFICATIONS WALLS, FENCES, AND LANDSCAPING

### LOCATION:

-  2'-6" max fence
-  3'-0" max fence
-  6'-0" max fence
-  Visibility Triangle



### HEIGHT:



### RESIDENTIAL ZONES:

- Height of walls, fences, and landscaping shall conform with the Visibility Triangle to allow for visibility at intersections and driveways.
- Corner / street cutoffs may be increased or decreased by staff due to street design / configuration.
- Any walls or fences exceeding the maximum specified height limits require discretionary review.
- Check with the Building & Safety Division for any additional requirements.
- EXCEPTION for R2-MD, R2-HD, R-3 Zones: On corner lots, wall and fences in excess of 36 inches in height shall be set back 5 feet from the street side property line.

### COMMERCIAL / INDUSTRIAL ZONES:

- No fence or wall shall obscure the setback landscaping required adjacent to a public right-of-way unless approved by a specific entitlement.

### ALL ZONES:

- Fence or walls constructed adjacent to a public street shall be reviewed for compatibility / harmony with surrounding buildings and site developments.
- For corner lots, the narrowest street frontage is the front of the property.